

DISPLAY PRO

—BANK END SIGNAGE—

- Slimline
- Small Footprint
- Concealed Mounting Points
- Edge Lit Translucent Acrylic
- Contemporary Design
- Custom Colours + Lighting
- 3 Options For Displaying Content
- Hinges Open For Servicing
- Wall Mount (Portrait or Landscape) or Stand (For Bank End) Mount

FEATURES

This contemporary display has been specifically designed for flexible end of bank signage applications. The slimline signage has a small footprint and the display hinges open for servicing.

The display features a premium 42" FHD industrial LCD panel with toughened glass for screen protection. A decorative edge lit acrylic bezel can be added as an optional extra to create a more dynamic display.

SUZOHAPP's Bank End Display is a smart display that can play a variety of images and videos.

There are three options available for displaying content:

- Standalone – USB content upload
- Network – Android media player based (Ethernet or WiFi)
 - Allows integration of application or web based Content Management System (CMS) for remote (or local) content updates and management
 - Local Venue Scheduling of content available, via network or USB
- External Input – Wide range of display inputs to use with customer's own media player if CMS already in place.
 - Local Venue Scheduling of content available, via network or USB



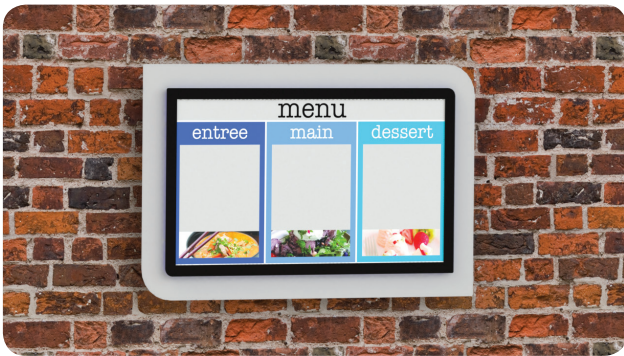
HARDWARE OPTIONS:

42" LCD

- Premium Industrial Grade FHD LED Panel
- Resolution: 1080 x 1920
- Portrait Mode
- Wide Viewing Angle

ORIENTATION

Displays in landscape or portrait orientation to optimise content visibility.



POWER SUPPLY:

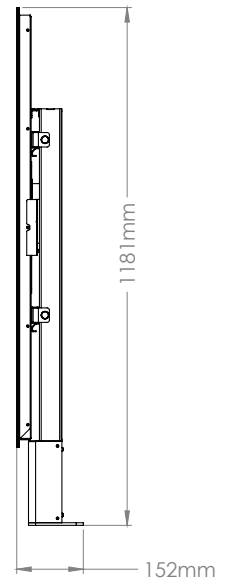

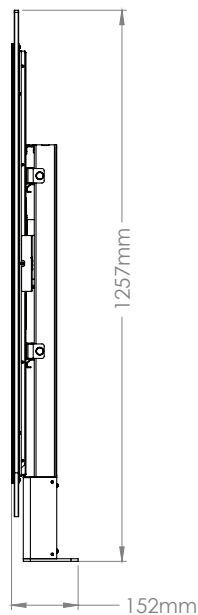

- Input Voltage 110-240V AC

DISPLAY INPUTS:

- USB
- Network
- Display Inputs: VGA/DVI/HDMI/DP



ACRYLIC + LEDs and GLASS ONLY



Note: Unit of measure: mm

SUZHAPP

44-48 Rocco Dr, Scoresby, Victoria, Australia 3179
Phone 1300-00-SUZO
Email info@suzohapp.com.au

 SUZHAPP