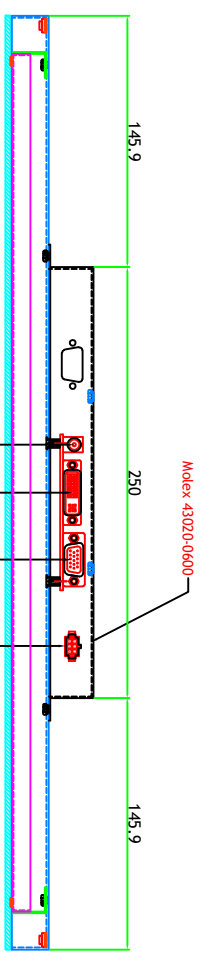
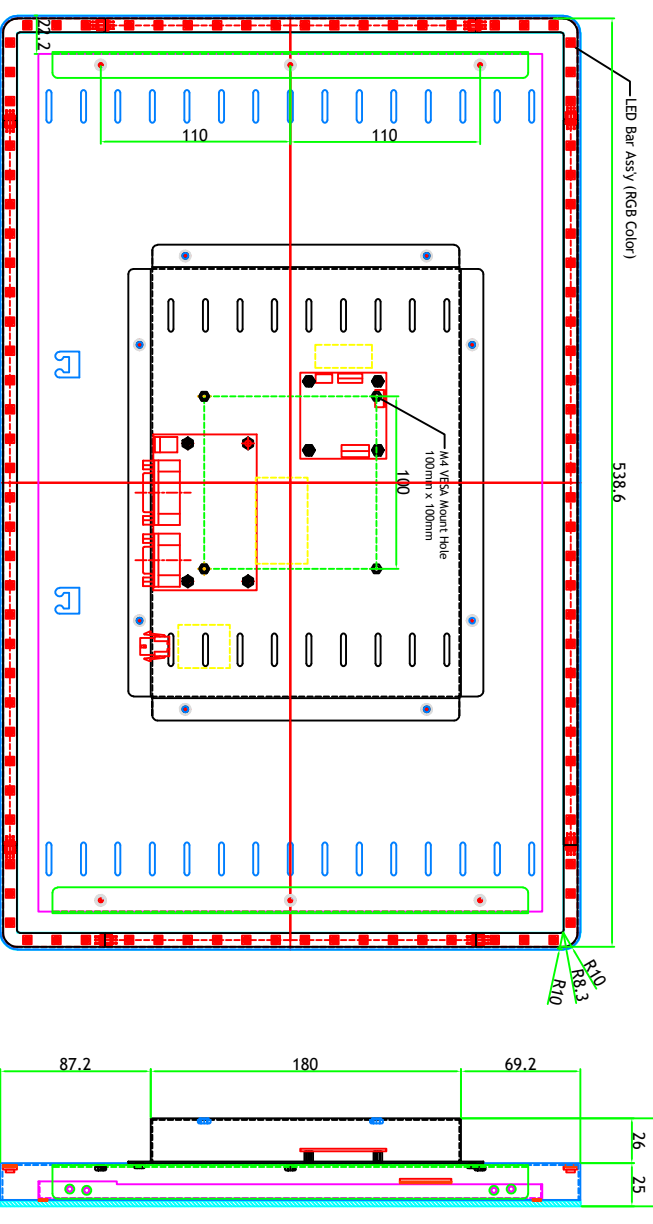
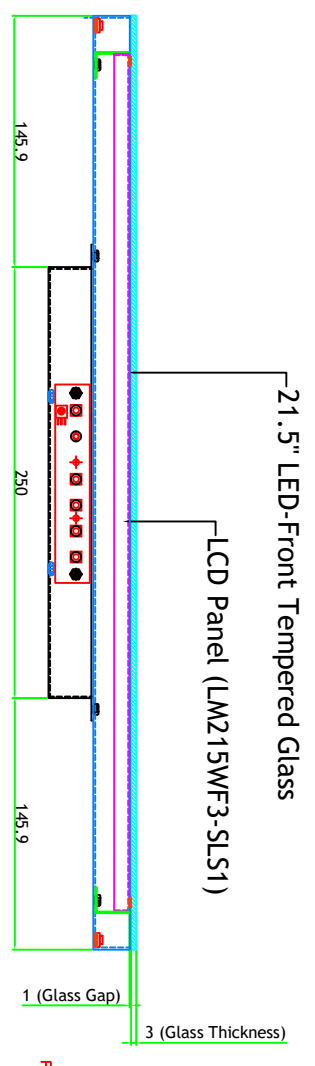
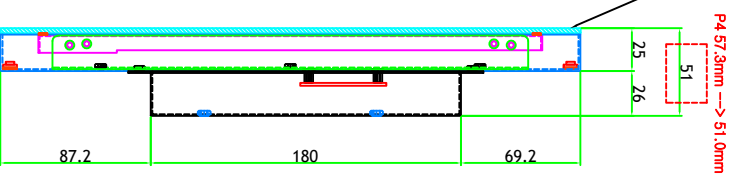
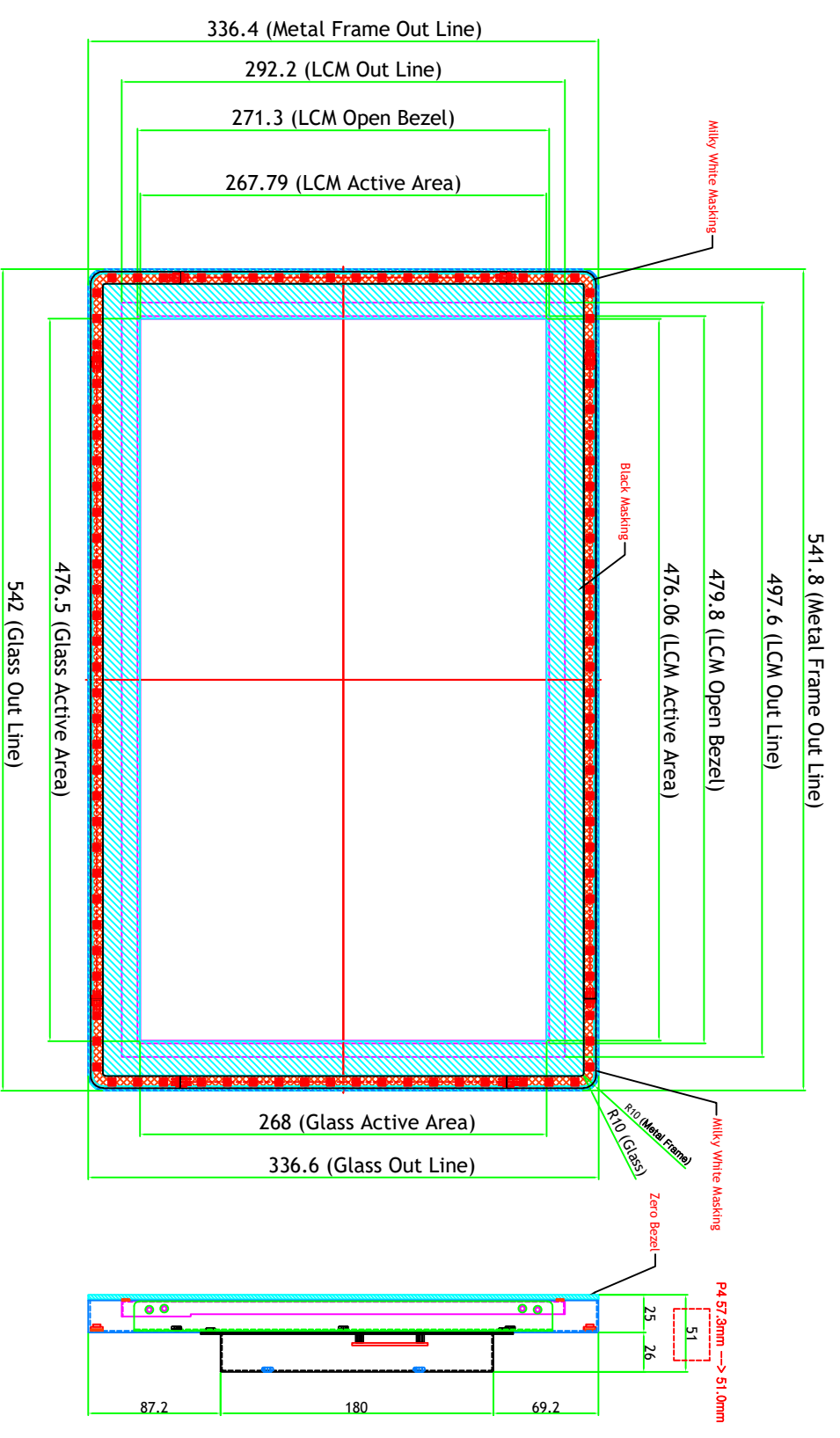


| Rev | AMEND   | DATE       | CHECK   | APPR.    |
|-----|---|------------|---------|----------|
| P1  | Proto   | 2017.12.07 | H.I.Woo | H.Y.Sohn |
| P2  | Changed Model Name INC-2153FHRNIG ---> 150LG2150                    | 2018.01.02 | H.I.Woo | H.Y.Sohn |
| P3  | Changed Main Frame Size H : 545 ---> 542mm / V : 339.6 ---> 336.6mm | 2018.02.01 | H.I.Woo | H.Y.Sohn |
| P4  | Changed Frame Total thickness 57.3mm ---> 51.0mm                    | 2018.05.10 | H.I.Woo | H.Y.Sohn |
| P5  | Changed I/O Port Name RGB Input ---> VGA Input                      | 2019.05.28 | H.I.Woo | H.Y.Sohn |



Main Frame Gl = 1.2T Black Coating  
Rear Cover Gl = 1.0T Black Coating

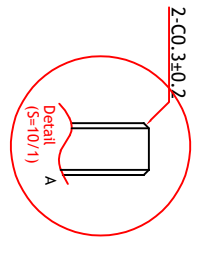
**LED Lighting Control Port Pin Map (w/ IC)**

#1 : VCC 5V , #2 : CTL , #3 : GND  
#4 : NC, #5 : NC, #6 : NC

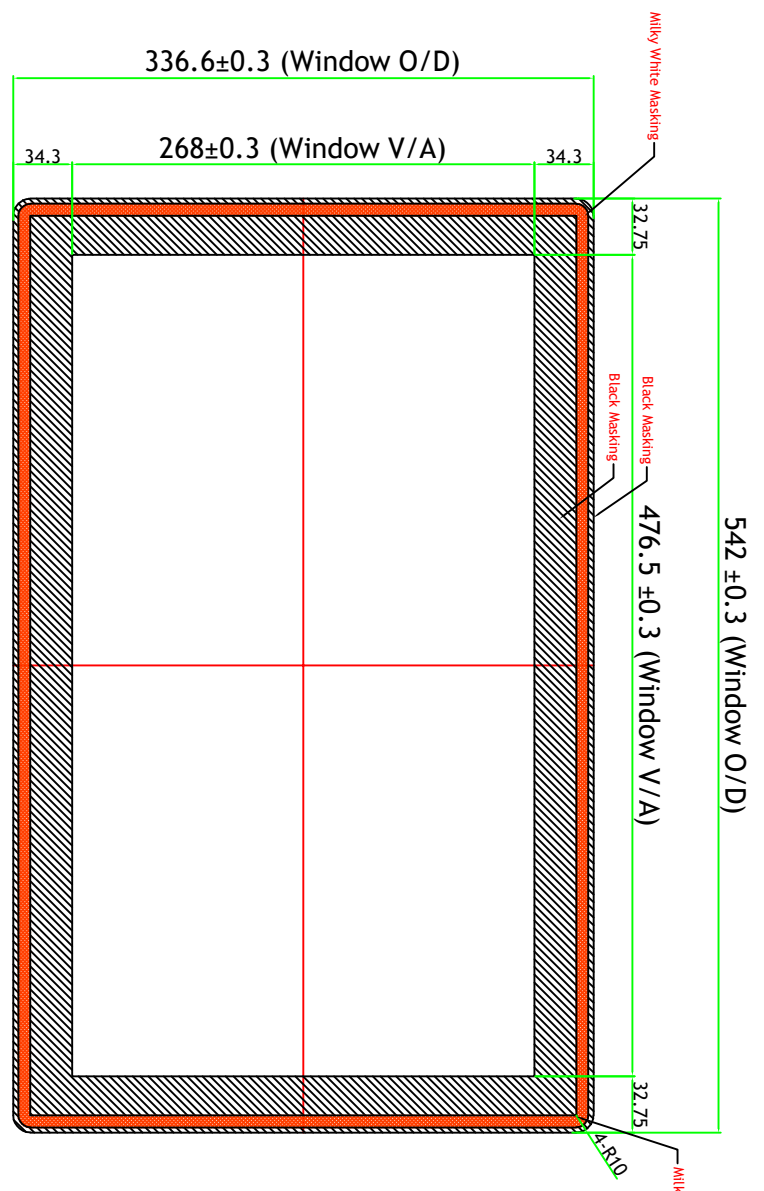
Molex 43020-0600

|         |         |          |                    |                  |        |       |            |        |    |  |
|---------|---------|----------|--------------------|------------------|--------|-------|------------|--------|----|--|
|         |         | MODEL NO | <b>150LG2152</b>   |                  | VIEW : |       |            | UNIT : | mm |  |
|         |         | NAME     | 21.5" Closed Frame |                  | Qty    | 1     |            | REV.   | P5 |  |
| DRAWN   | CHECKED | APPROVED | DWG. NO            | 4M2153054-04     |        | SCALE | 1 / 1      |        |    |  |
| H.I.Woo |         | H.Y.Sohn | MATERIAL / FINISH  | <b>EGI T=1.2</b> |        | DATE  | 2019.05.28 |        |    |  |

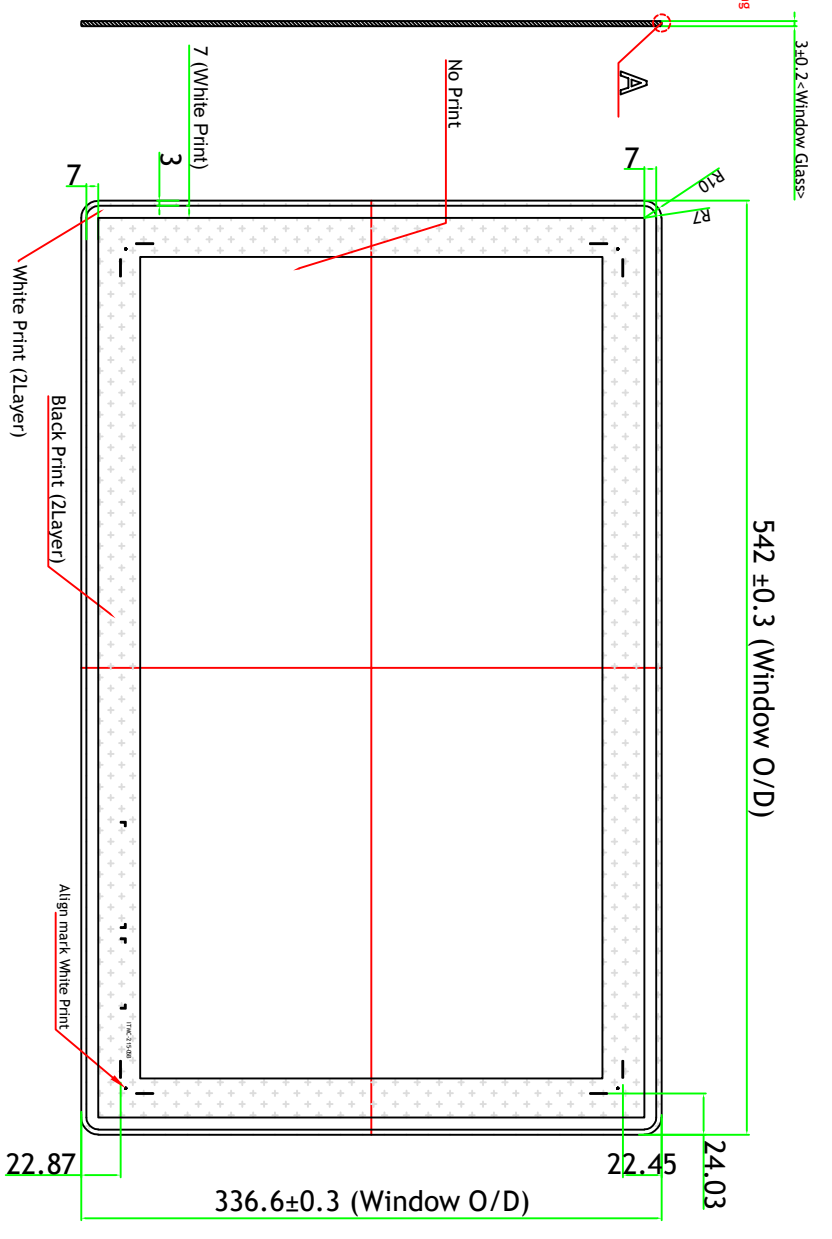
| Rev | AMEND   | DATE       | CHECK   | APPR.    |
|-----|---|------------|---------|----------|
| P1  | Proto   | 2017.12.07 | H.I.Woo | H.Y.Sohn |
| P2  | Changed Model Name INC-2153FHRNIG ---> 150LG2150                    | 2018.01.02 | H.I.Woo | H.Y.Sohn |
| P3  | Changed Main Frame Size H : 545 ---> 542mm / V : 339.6 ---> 336.6mm | 2018.02.01 | H.I.Woo | H.Y.Sohn |
| P4  | Changed Frame Total thickness 57.3mm ---> 51.0mm                    | 2018.05.10 | H.I.Woo | H.Y.Sohn |
| P5  | Changed I/O Port Name RGB Input ---> VGA Input                      | 2019.05.28 | H.I.Woo | H.Y.Sohn |



Front View



Rear View



- Black Masking : 2 time
- Milky White Masking :2time
- Touch Align Mark : 1 time

PGLSHT2153007 21.5" LED-Front Model Glass Drawing

|         |         |          |                    |              |        |            |      |           |
|---------|---------|----------|--------------------|--------------|--------|------------|------|-----------|
|         |         | MODEL NO | 150LG2152          |              | VIEW : |            |      | UNIT : mm |
|         |         | NAME     | 21.5" Closed Frame |              | Qty    | 1          | REV. | P4        |
| DRAWN   | CHECKED | APPROVED | DWG. NO            | 4M2153054-04 | SCALE  | 1 / 1      |      |           |
| H.I.Woo |         | H.Y.Sohn | MATERIAL / FINISH  | EGI T=1.2    | DATE   | 2019.05.28 |      |           |