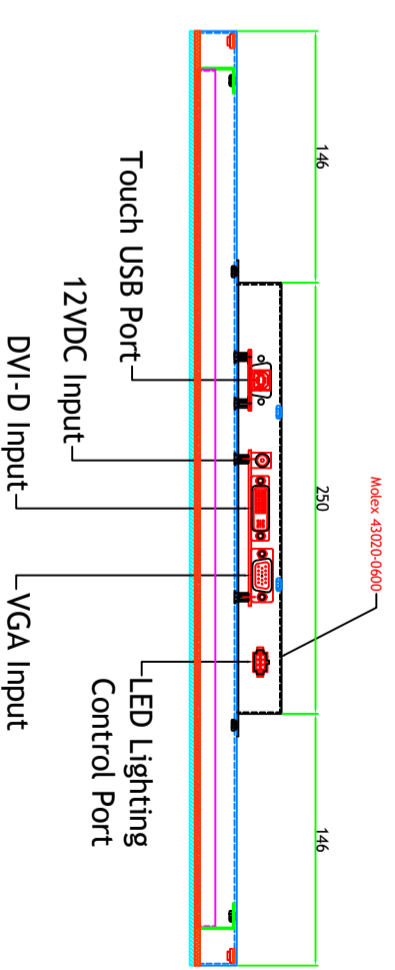
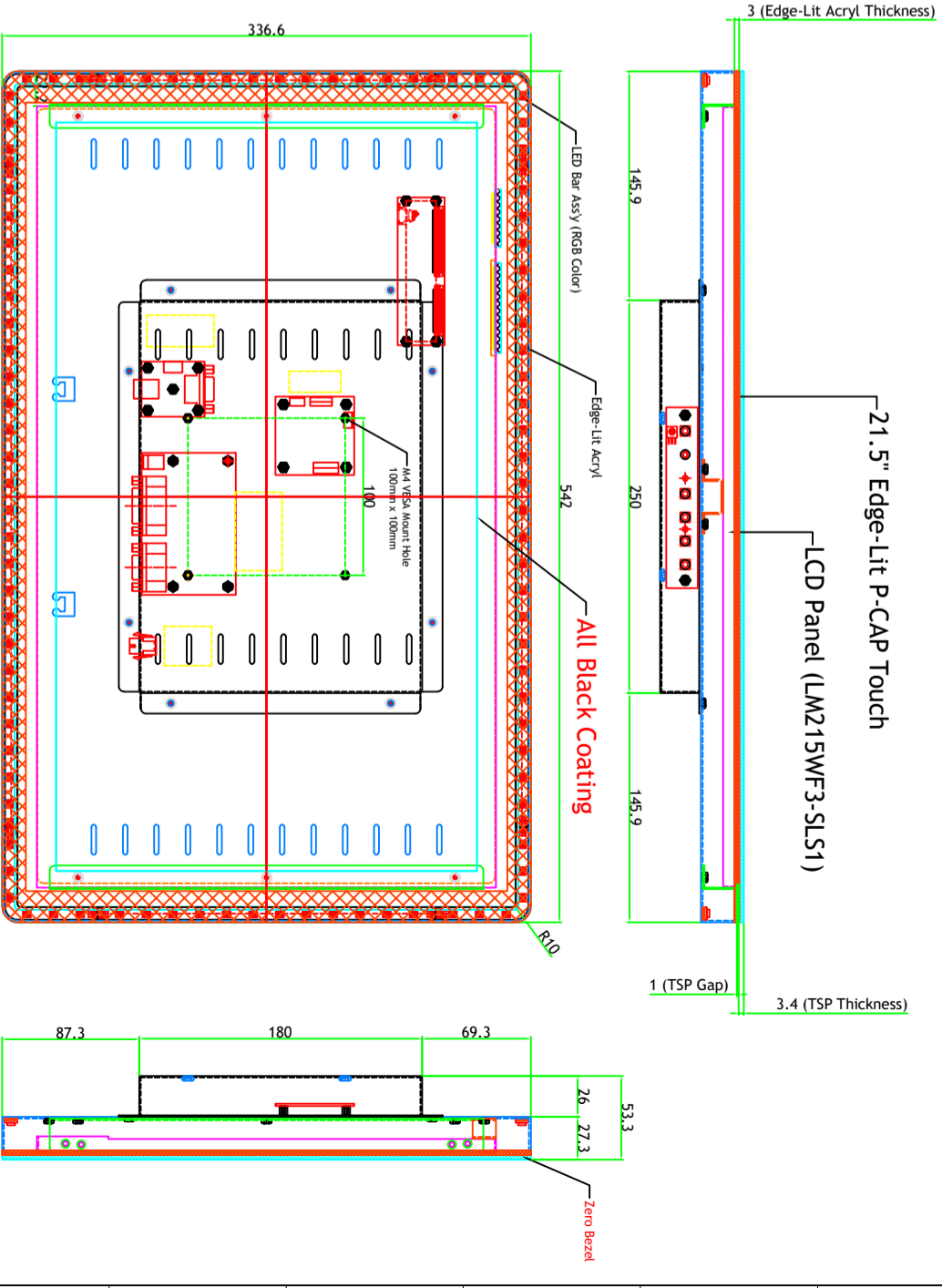
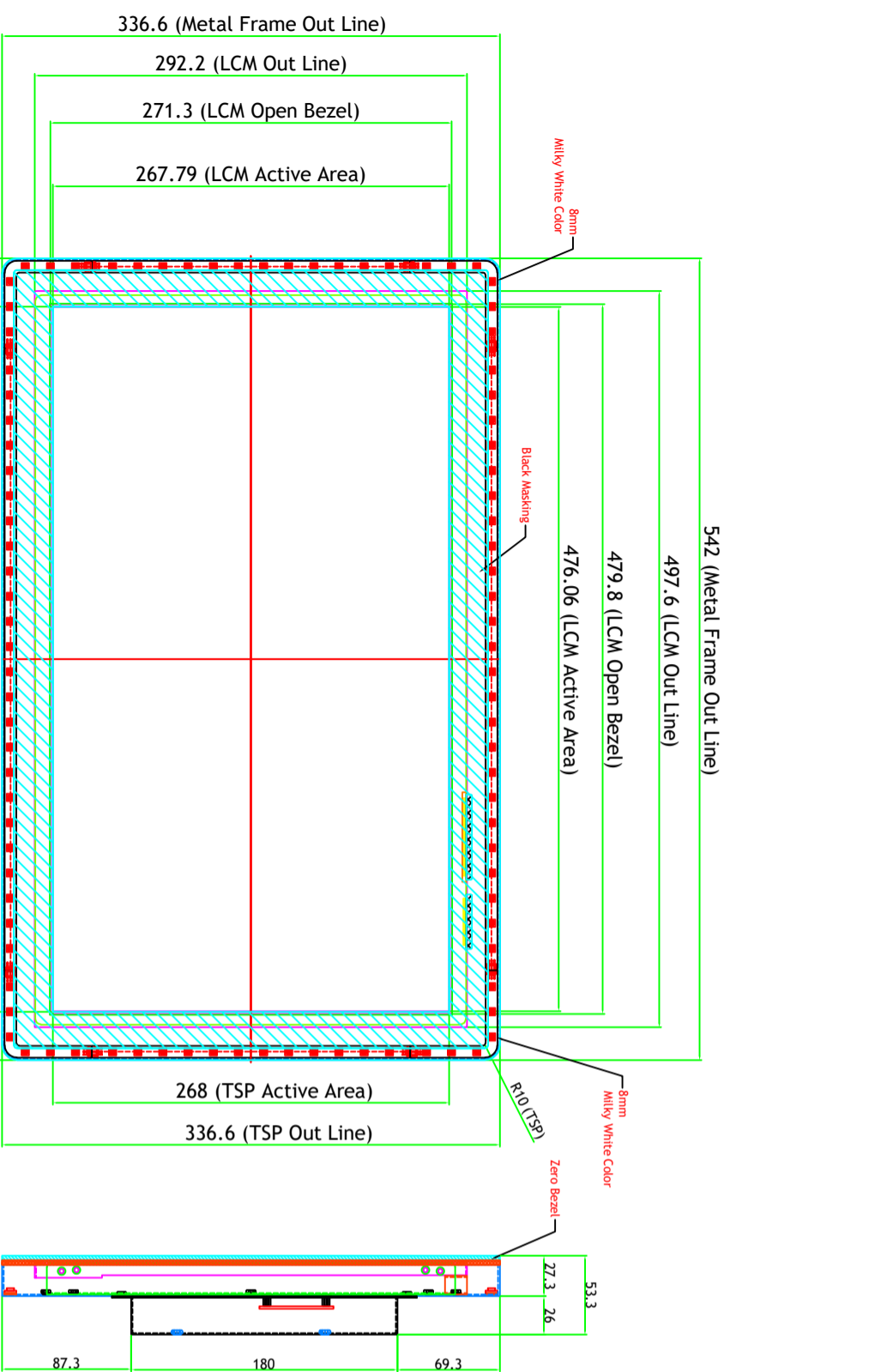


Rev	AMEND	DATE	CHECK	APPR.
P1	Proto	2019.04.11	H.I.Woo	H.Y.Sohn
P2	Changed I/O Port Name RGB Input ---> VGA Input	2019.05.28	H.I.Woo	H.Y.Sohn
P3				



Main Frame GI = 1.2T Black Coating
Rear Cover GI = 1.0T Black Coating

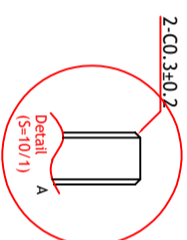
LED Lighting Control Port Pin Map (w/ IC)

#1 : VCC 5V , #2 : CTL , #3 : GND
#4 : NC, #5 : NC, #6 : NC

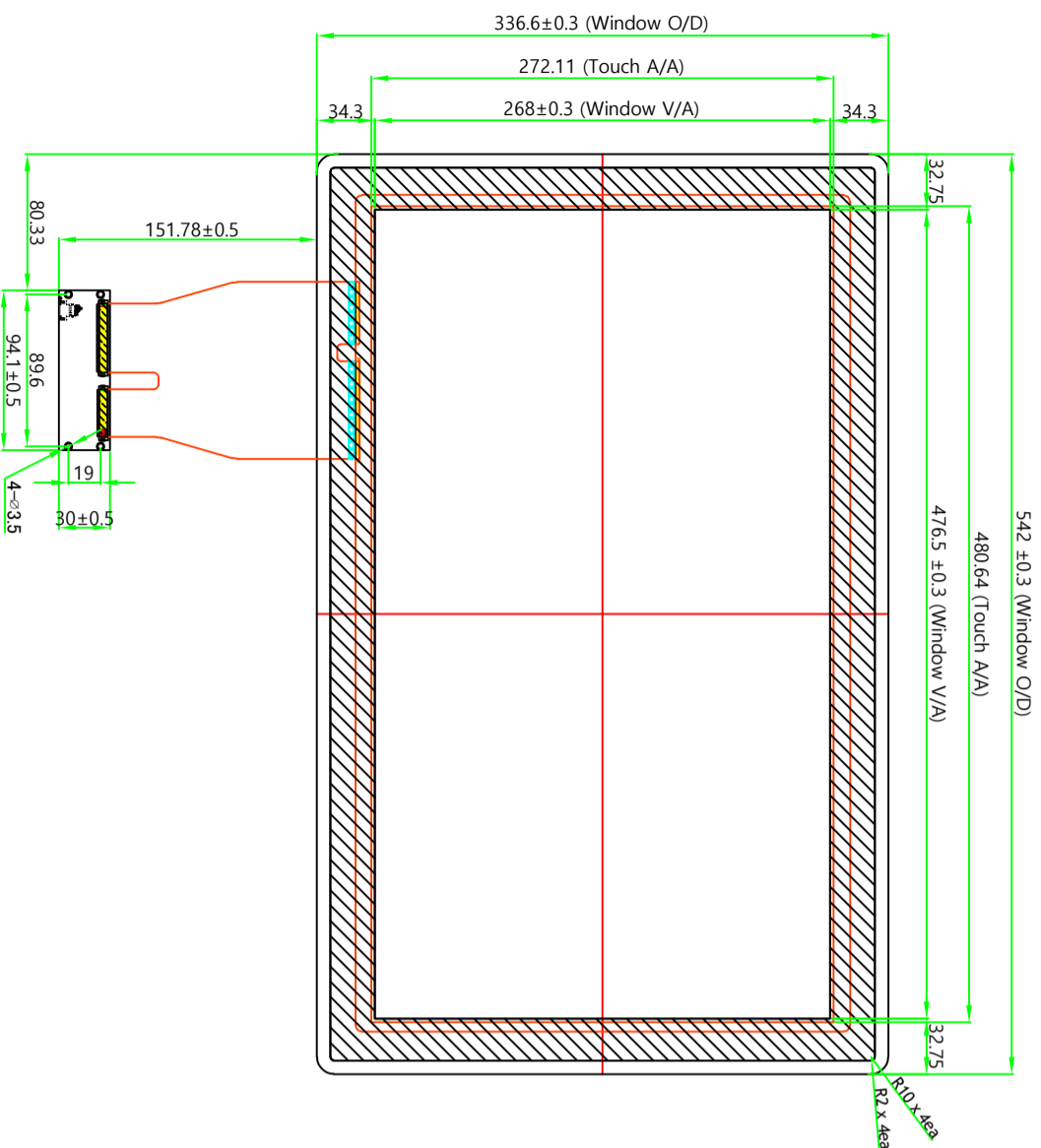
Molex 43020-0600

		MODEL NO	150DLP2156		VIEW :			UNIT :	mm	
		NAME	21.5" Closed Frame		Qty	1		REV.	P2	
DRAWN	CHECKED	APPROVED	DWG. NO	4M2153064-01		SCALE	1 / 1			
H.I.Woo		H.Y.Sohn	MATERIAL / FINISH	GI T=1.2		DATE	2019.05.28			

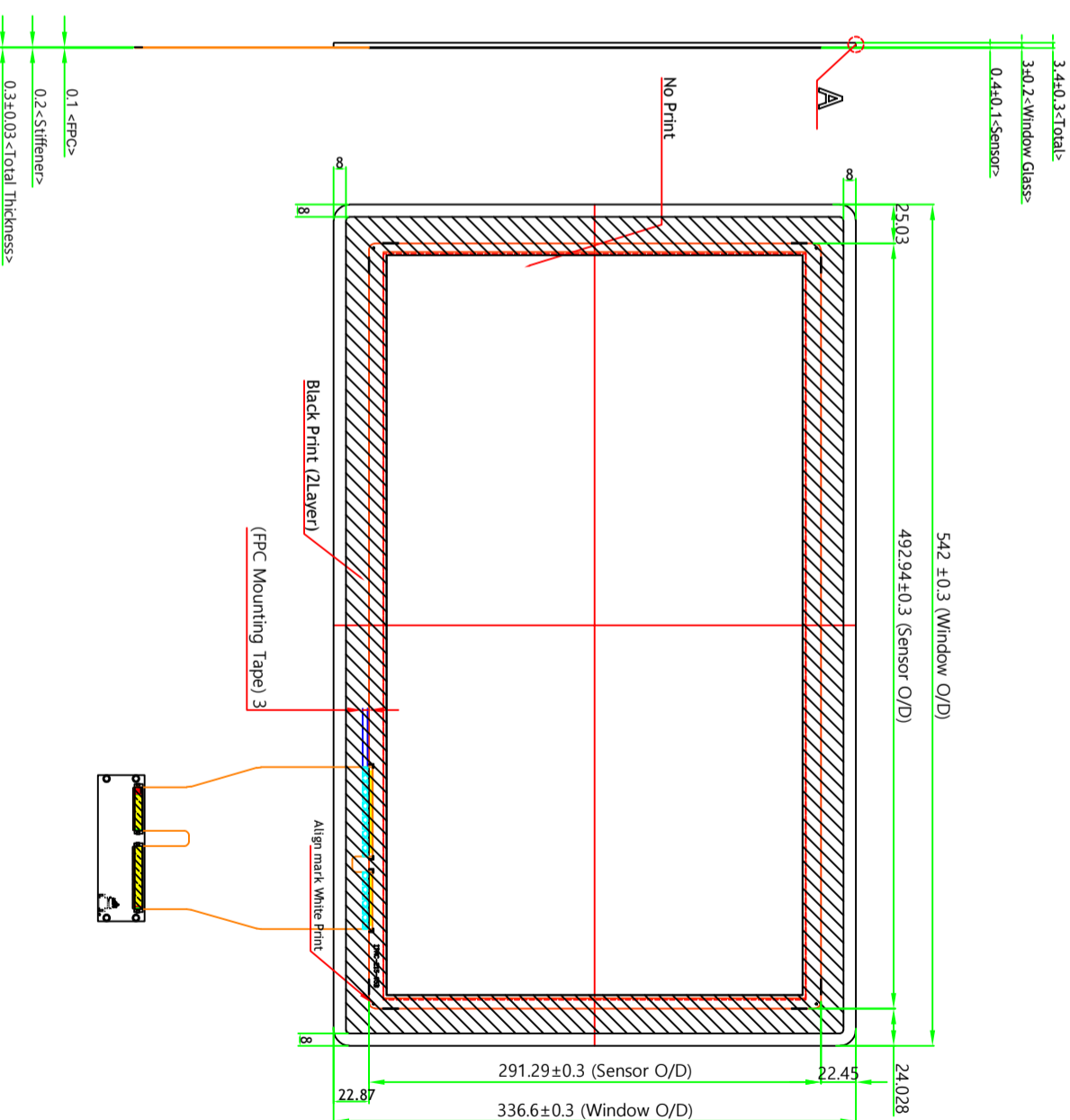
Rev	AMEND	DATE	CHECK	APPR.
P1	Proto	2019.04.11	H.I.Woo	H.Y.Sohn
P2	Changed I/O Port Name RGB Input ---> VGA Input	2019.05.28	H.I.Woo	H.Y.Sohn
P3				



Front View



Rear View



- Black Masking : 2 time
- Touch Align Mark : 1 time

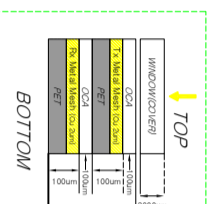
21.5" Edge-Lit LED Lighting Model Touch Glass Drawing

NOTES

1. Type : GFF Type Capacitive Touch Panel
2. Touch Performance : 10Point, ø8
3. Interface : USB
4. Window Glass : Tempered Soda Lime 3T
5. Window Decoration Color : Black Color Printing
6. Transmittance : 85% ±3%
7. Surface Hardness : More than 6H
8. Control Board : Silicon Works
9. Sensor Material : Metal mesh

STACK UP & MATERIAL

Description	Material	Thickness
Cover	Window/Decor	1000um
Top DCA	LGH, DC9102D	100um
Top Film	Metal Mesh Film	100um
Mid DCA	LGH, DC9102D	100um
Bot Film	Metal Mesh Film	100um



MODEL NO
150DLP2156

VIEW : UNIT : mm

DRAWN

CHECKED

APPROVED

NAME
21.5" Closed Frame

Q'ty
1

REV.
P2

DRAWN

CHECKED

APPROVED

DWG. NO
4M2153064-01

SCALE
1 / 1

H.I.Woo

H.Y.Sohn

MATERIAL / FINISH

GI T=1.2

DATE
2019.05.28