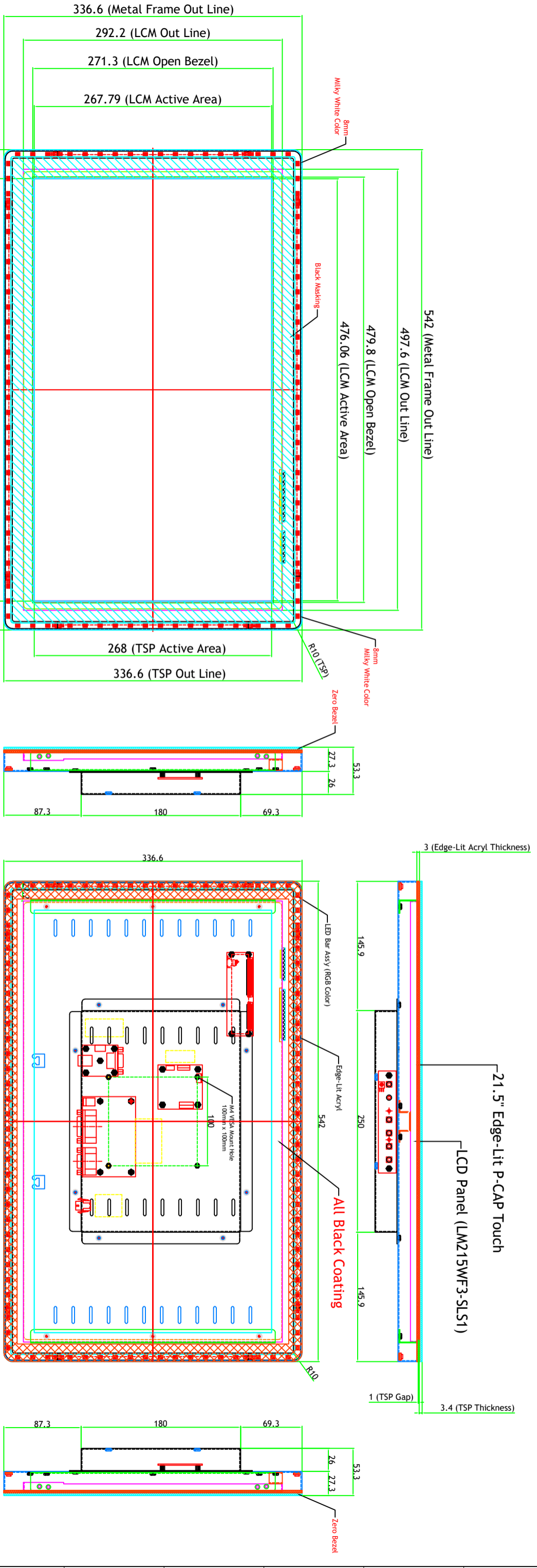


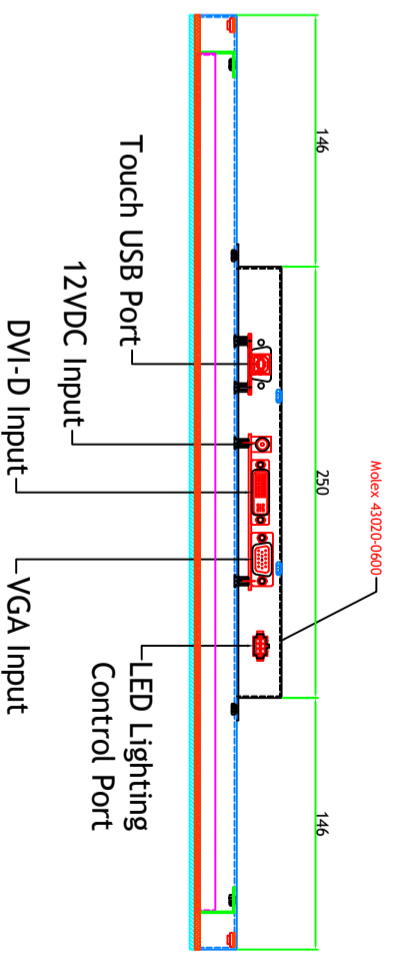
Rev	AMEND	DATE	CHECK	APPR.
P1	Proto	2019.04.11	H.I.Woo	H.Y.Sohn
P2	Changed I/O Port Name RGB Input ---> VGA Input	2019.05.28	H.I.Woo	H.Y.Sohn
P3				



LED Lighting Control Port Pin Map (w/o IC)

#1 : Red , #2 : Green , #3 : Blue
 #4 : VCC 12V , #5 : GND , #6 NC

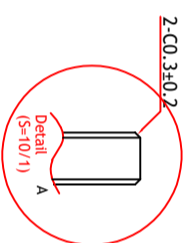
Molex 43020-0600



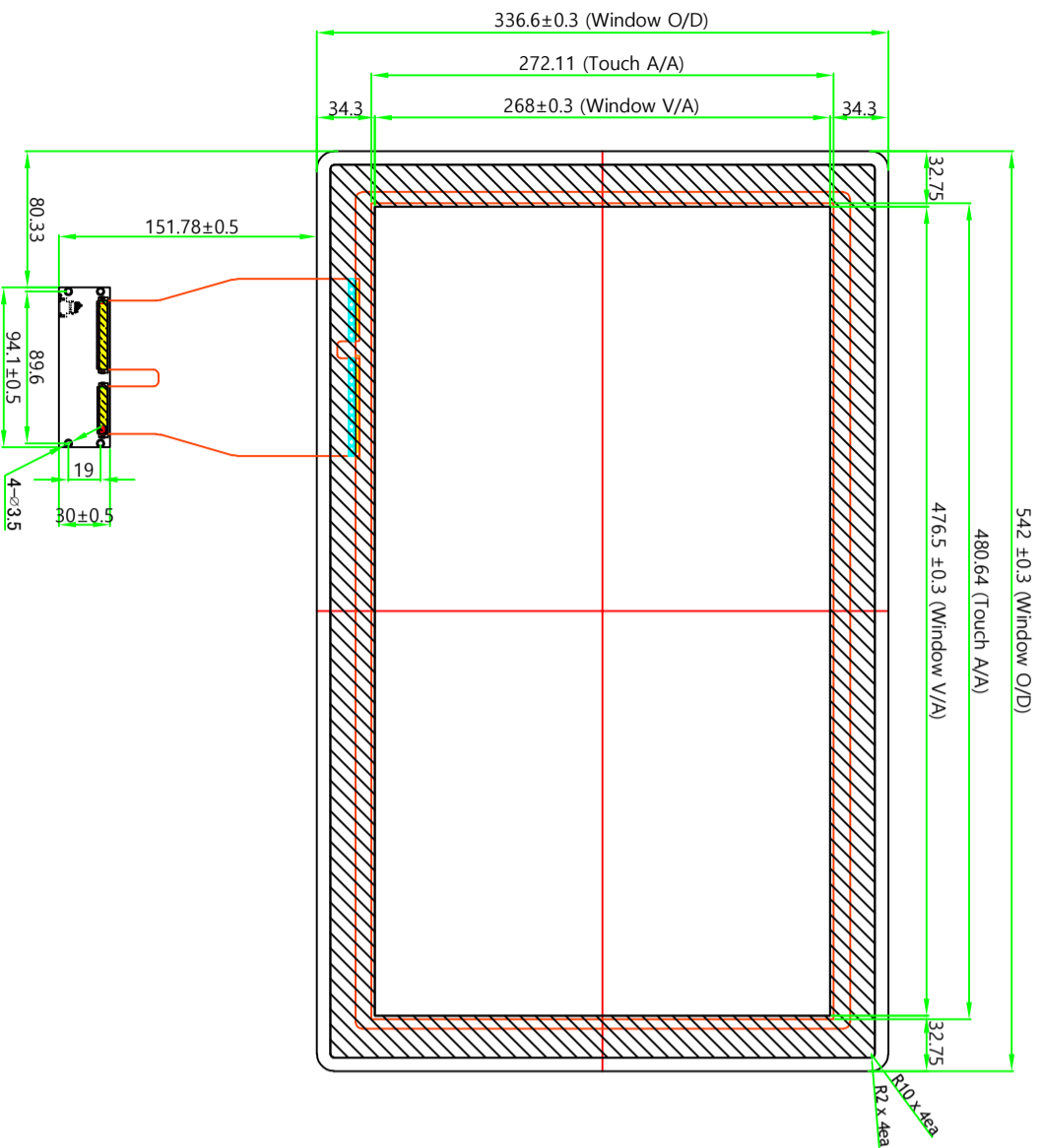
Main Frame GI = 1.2T Black Coating
 Rear Cover GI = 1.0T Black Coating

		MODEL NO	150DLP2155	VIEW :	UNIT : mm	
		NAME	21.5" Closed Frame	Qty	1	REV.
DRAWN	CHECKED	APPROVED	DWG. NO	4M2153064-01	SCALE	1 / 1
H.I.Woo		H.Y.Sohn	MATERIAL / FINISH	GI T=1.2	DATE	2019.05.28

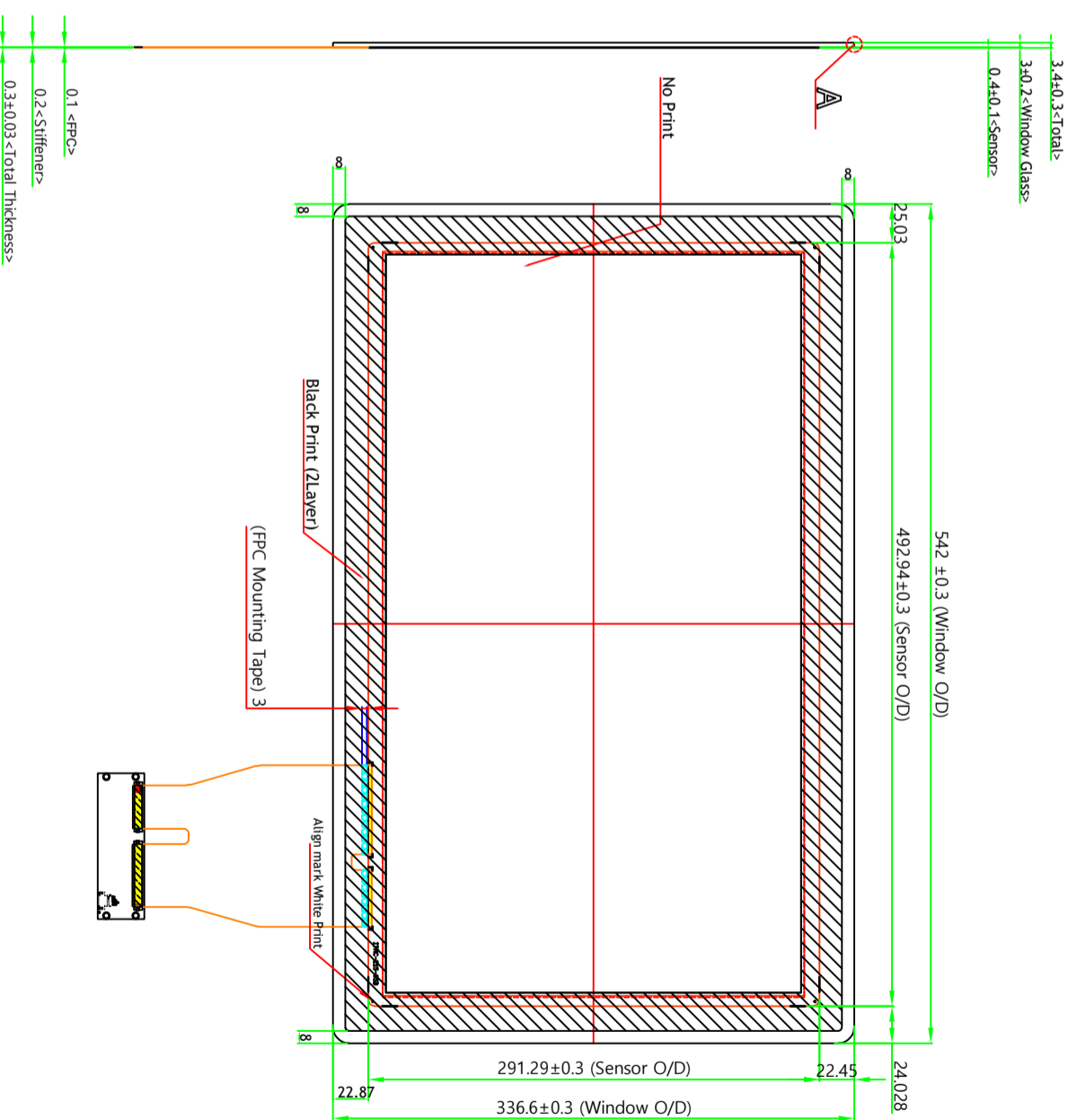
Rev	AMEND	DATE	CHECK	APPR.
P1	Proto	2019.04.11	H.I.Woo	H.Y.Sohn
P2	Changed I/O Port Name RGB Input ---> VGA Input	2019.05.28	H.I.Woo	H.Y.Sohn
P3				



Front View



Rear View



- Black Masking : 2 time
- Touch Align Mark : 1 time

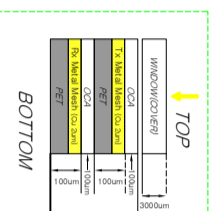
21.5" Edge-Lit LED Lighting Model Touch Glass Drawing

NOTES

1. Type : GFF Type Capacitive Touch Panel
2. Touch Performance : 10Point, φ8
3. Interface : USB
4. Window Glass : Tempered Soda Lime 3T
5. Window Decoration Color : Black Color Printing
6. Transmittance : 85% ±3%
7. Surface Hardness : More than 6H
8. Control Board : Silicon Works
9. Sensor Material : Metal mesh

STACK UP & MATERIAL

Description	Material	Thickness
Cover	Window/Decor	1000um
Top DCA	LGH, DC9102D	100um
Top Film	Metal Mesh Film	100um
Mid DCA	LGH, DC9102D	100um
Bot Film	Metal Mesh Film	100um



SUZOHAPP

MODEL NO	VIEW	UNIT
150DLP2155	☉	mm
NAME	Qty	REV.
21.5" Closed Frame	1	P2
DWG. NO	SCALE	DATE
4M2153064-01	1 / 1	2019.05.28
DRAWN	CHECKED	APPROVED
H.I.Woo		H.Y.Sohn
MATERIAL / FINISH	G1	T=1.2