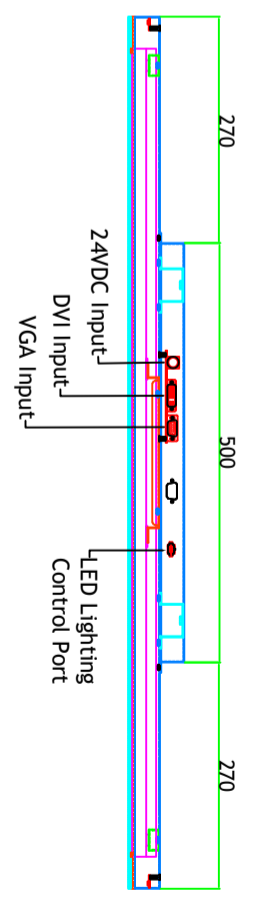
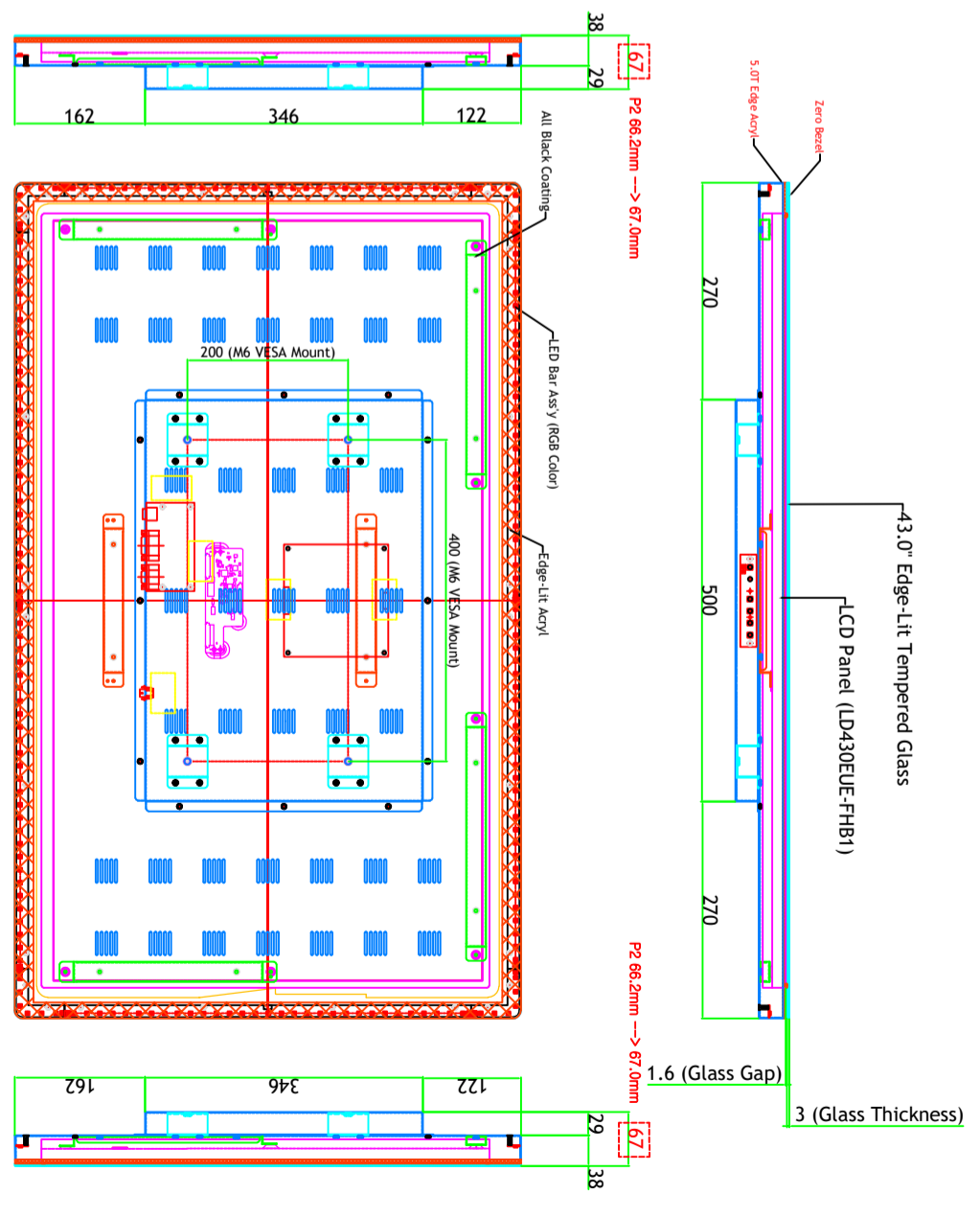
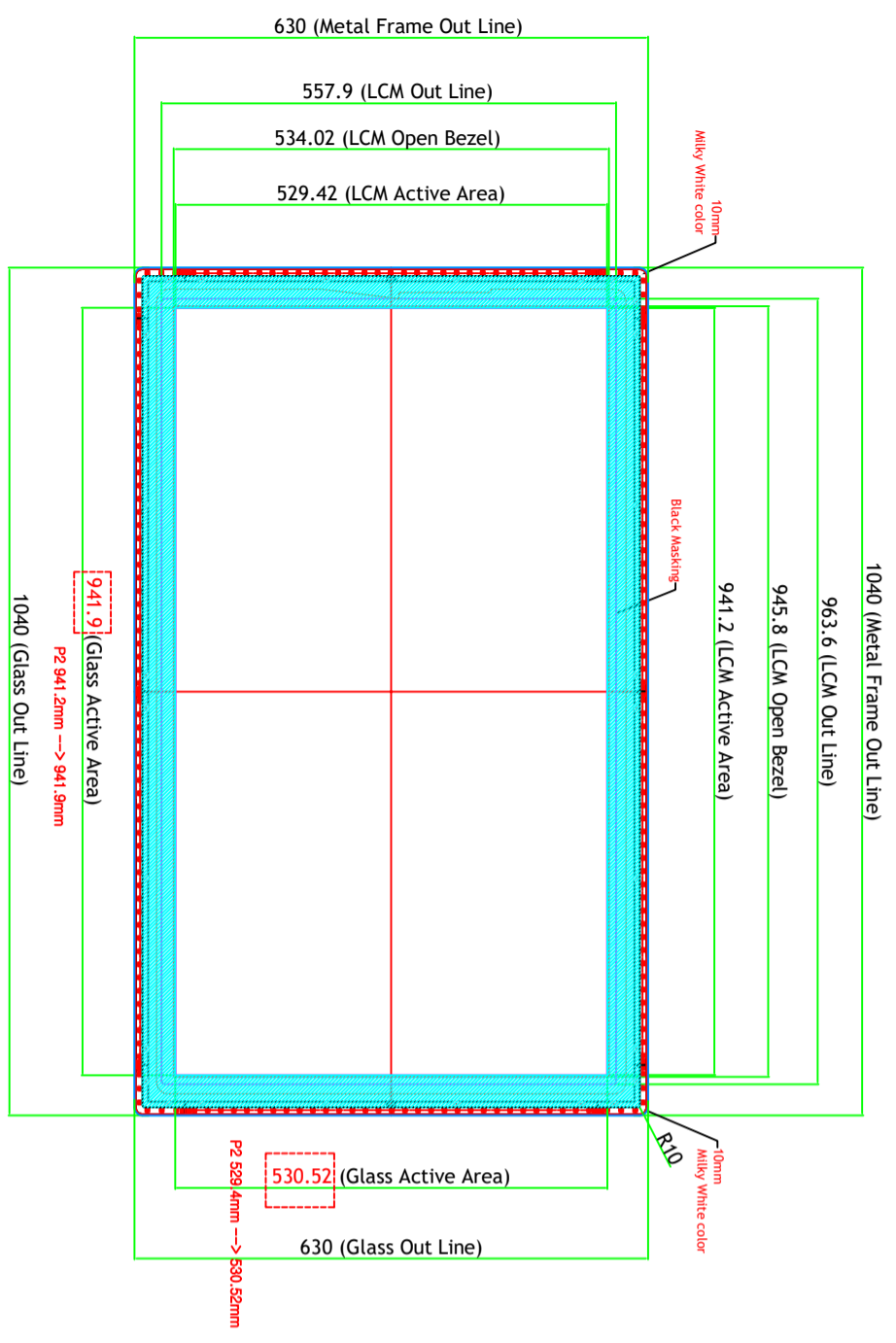
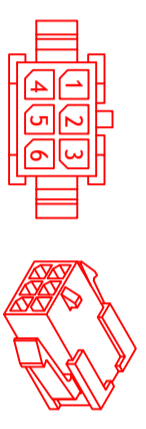


Rev	AMEND	DATE	CHECK	APPR.
P1	Proto	2019.05.28	H.I.Woo	H.Y.Sohn
P2	Changed Touch Active Area 941.2 x 529.4mm ----> 941.9 x 530.52mm Changed Total Thickness 66.2mm ----> 67.0mm	2019.07.12	H.I.Woo	H.Y.Sohn
P3	Added LED Lighting Control Port Slave 5V and GND	2019.07.17	H.I.Woo	H.Y.Sohn



**LED Lighting Control Port Pin Map (w/ IC)**

- #1 : 5V, #2 : CTL, #3 : GND
- #4 : 5V, #5 : NC, #6 : GND



Molex 43020-0600

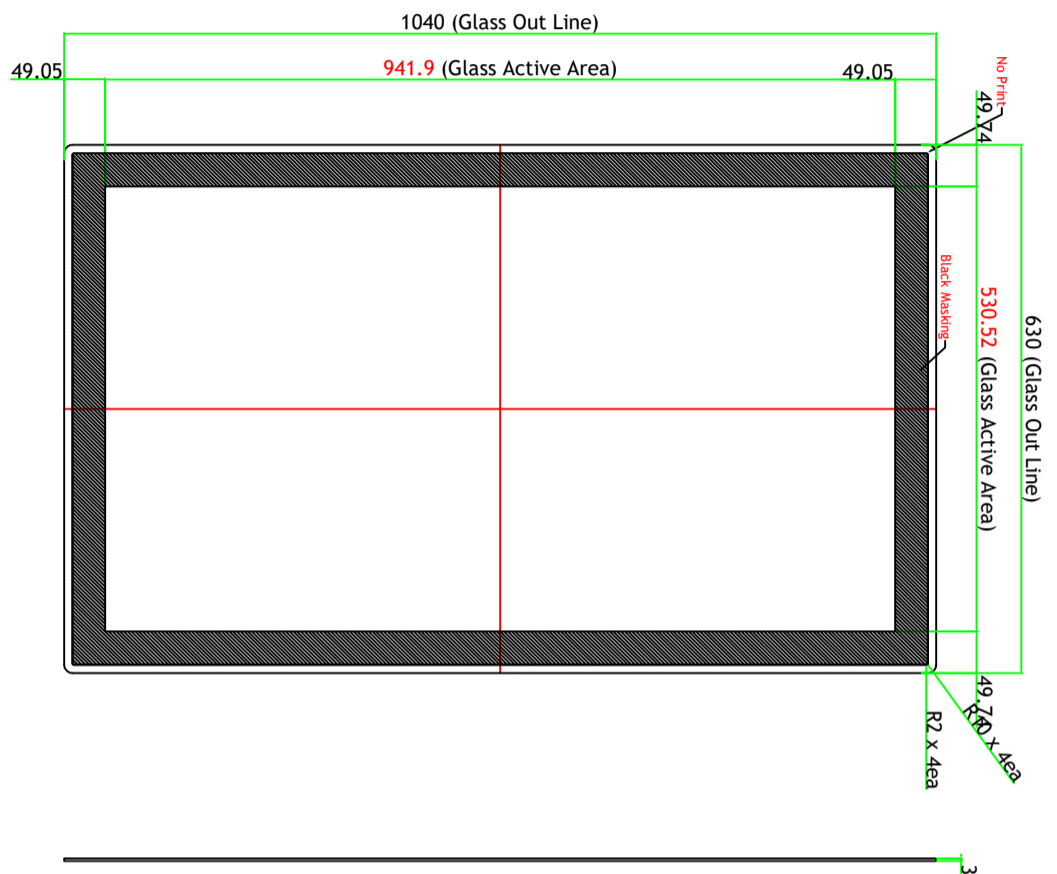
P3 Added  
Salve 5V and GND

Main Frame GI = 1.2T Black Coating  
Rear Cover GI = 1.0T Black Coating

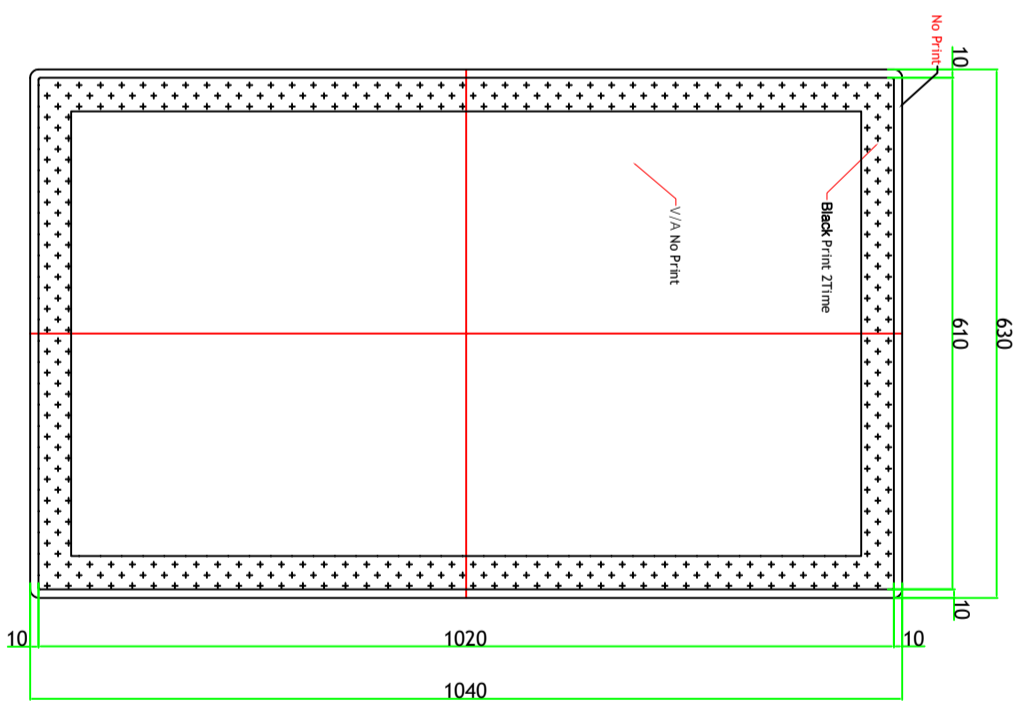
		MODEL NO	150DLG4306	VIEW :		UNIT : mm
		NAME	43" Closed Frame	Qty	1	REV.
DRAWN	CHECKED	APPROVED	DWG. NO	SCALE	1 / 1	
H.I.Woo		H.Y.Sohn	4M4302018-02	DATE	2019.07.17	
MATERIAL / FINISH		EGI T=1.2				

Rev	AMEND	DATE	CHECK	APPR.
P1	Proto	2019.05.28	H.I.Woo	H.Y.Sohn
P2	Changed Touch Active Area 941.2 x 529.4mm ----> 941.9 x 530.52mm Changed Total Thickness 66.2mm ----> 67.0mm	2019.07.12	H.I.Woo	H.Y.Sohn
P3	Added LED Lighting Control Port Slave 5V and GND	2019.07.17	H.I.Woo	H.Y.Sohn

### Front View



### Rear View



- Black Masking : 2time

PGLSHT4303001 43.0" Edge-Lit Glass Drawing  
V2.1 2019.07.12

Main Frame GI = 1.2T Black Coating  
Rear Cover GI = 1.0T Black Coating

		MODEL NO	150DLG4306	VIEW :		UNIT : mm
		NAME	43" Closed Frame	Qty	1	REV.
DRAWN	CHECKED	APPROVED	DWG. NO	SCALE	1 / 1	
H.I.Woo		H.Y.Sohn	4M4302018-02	DATE	2019.07.17	
		MATERIAL / FINISH	EGI T=1.2			