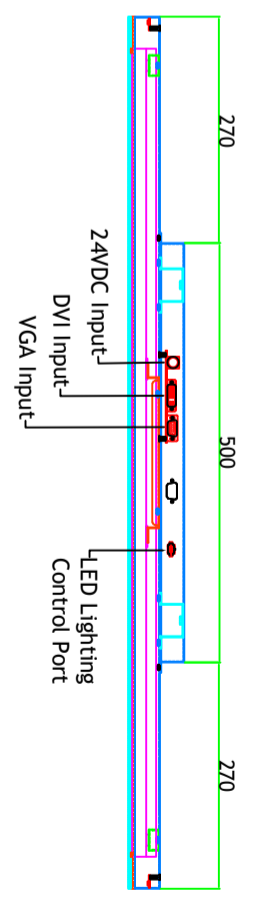
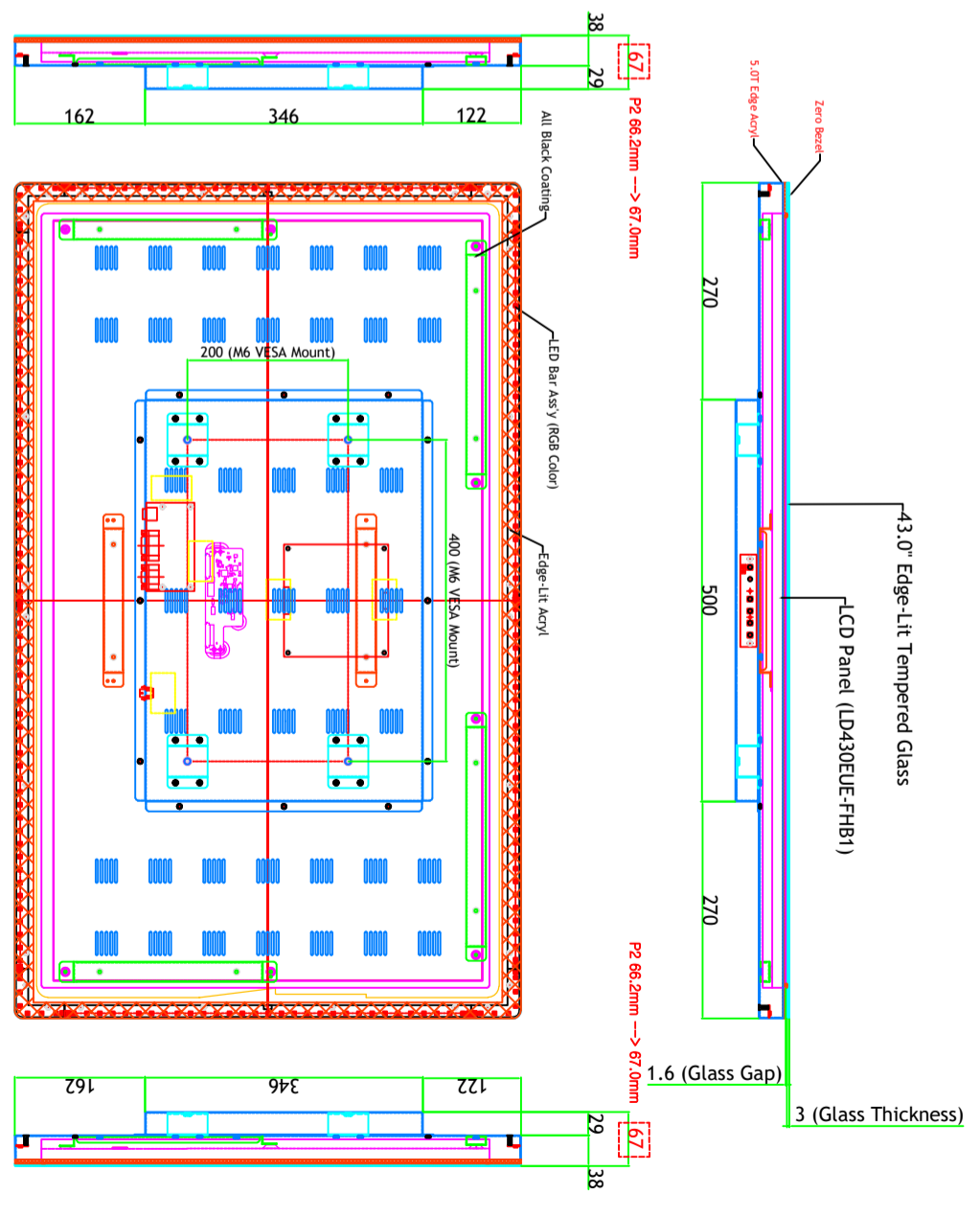
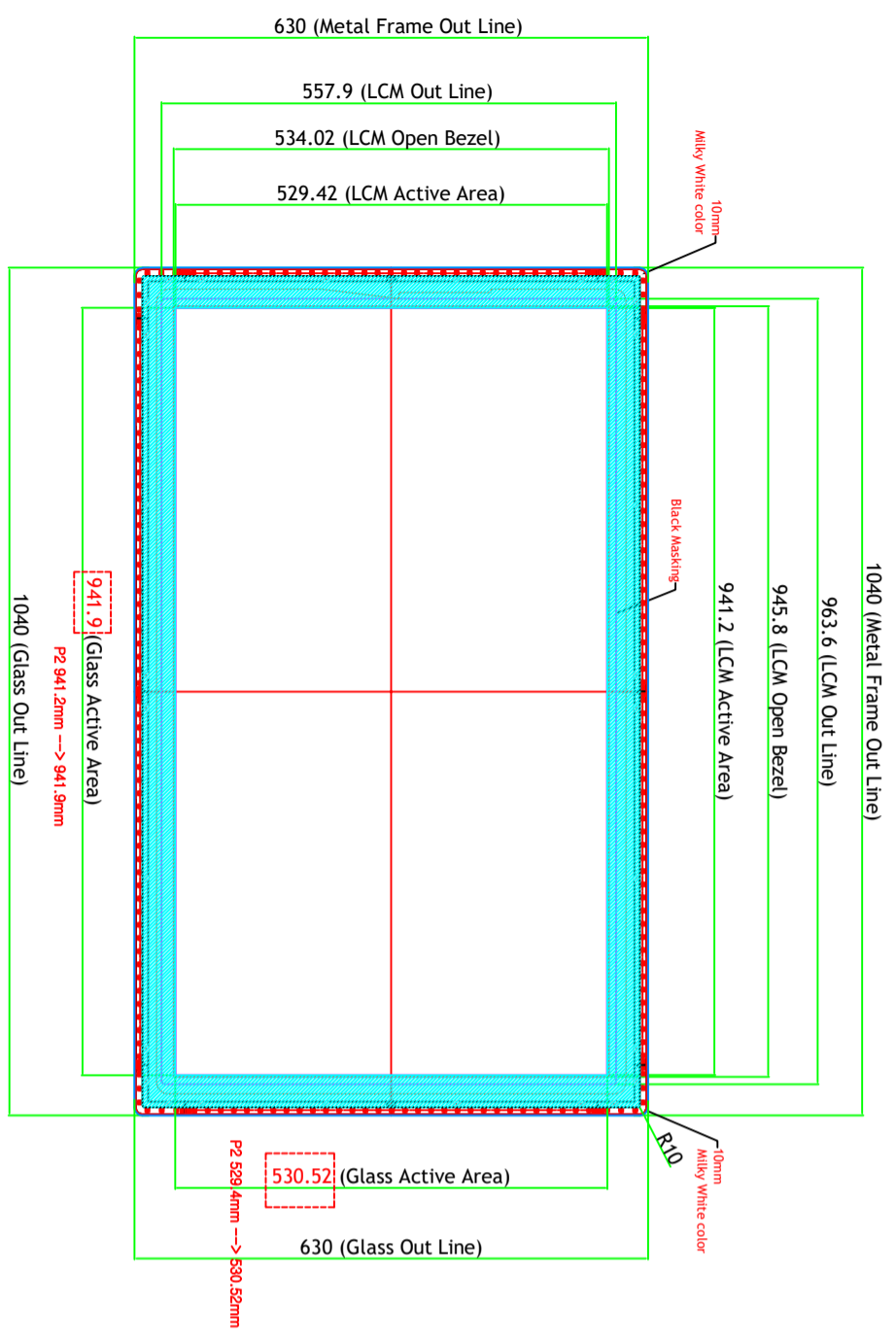


Rev	AMEND	DATE	CHECK	APPR.
P1	Proto	2019.05.28	H.I.Woo	H.Y.Sohn
P2	Changed Touch Active Area 941.2 x 529.4mm ----> 941.9 x 530.52mm Changed Total Thickness 66.2mm ----> 67.0mm	2019.07.12	H.I.Woo	H.Y.Sohn
P4				



Main Frame GI = 1.2T Black Coating
Rear Cover GI = 1.0T Black Coating

LED Lighting Control Port Pin Map (wo/ IC)

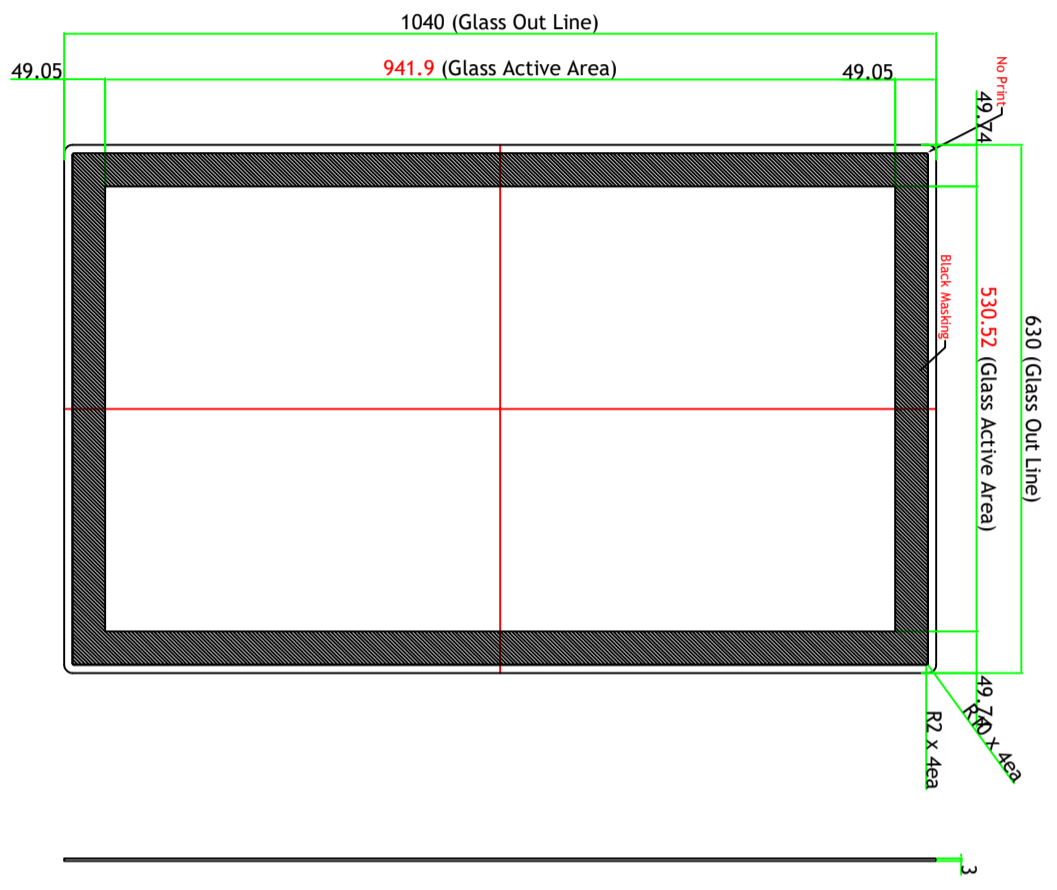
#1 : Red, #2 : Green, #3 : Blue
#4 : VCC 12V, #5 : GND, #6 NC

Molex 43020-0600

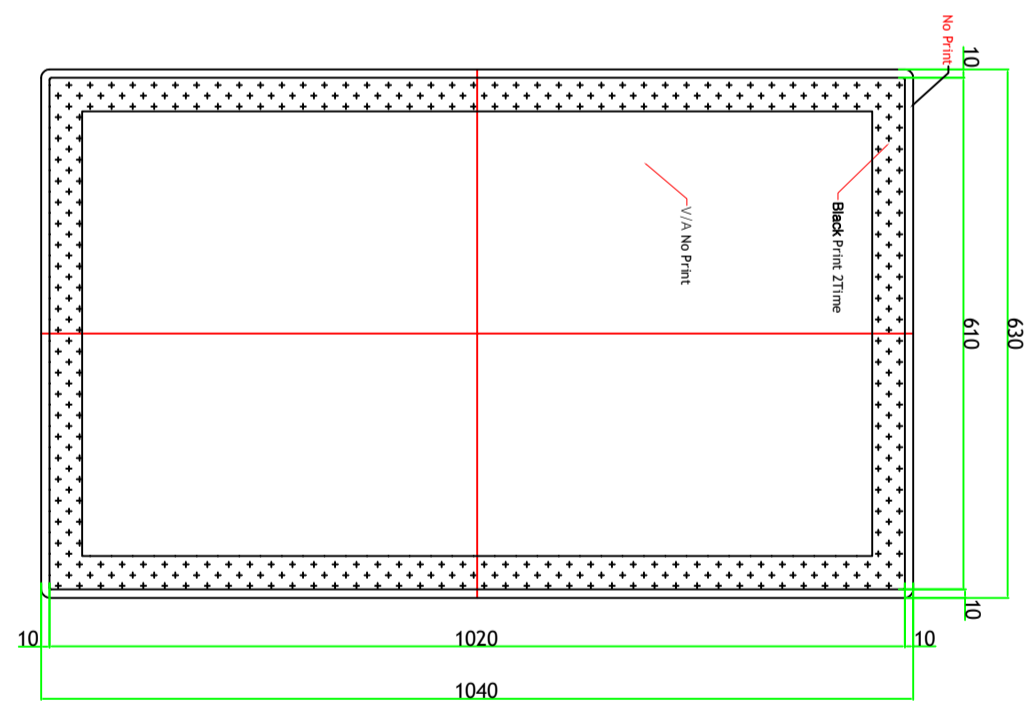
		MODEL NO	150DLG4305	VIEW :		UNIT : mm
		NAME	43" Closed Frame	Qty	1	REV.
DRAWN	CHECKED	APPROVED	DWG. NO	SCALE	1 / 1	
H.I.Woo		H.Y.Sohn	4M4302018-01	DATE	2019.07.12	
MATERIAL / FINISH		EGI T=1.2				

Rev	AMEND	DATE	CHECK	APPR.
P1	Proto	2019.05.28	H.I.Woo	H.Y.Sohn
P2	Changed Touch Active Area 941.2 x 529.4mm ----> 941.9 x 530.52mm Changed Total Thickness 66.2mm ----> 67.0mm	2019.07.12	H.I.Woo	H.Y.Sohn
P4				

Front View



Rear View



- Black Masking : 2time

PGLSHT4303001 43.0" Edge-Lit Glass Drawing
V2.1 2019.07.12

Main Frame GI = 1.2T Black Coating
Rear Cover GI = 1.0T Black Coating

		MODEL NO	150DLG4305	VIEW :		UNIT : mm
		NAME	43" Closed Frame	Qty	1	REV.
DRAWN	CHECKED	APPROVED	DWG. NO	4M4302018-01	SCALE	1 / 1
H.I.Woo		H.Y.Sohn	MATERIAL / FINISH	EGI T=1.2	DATE	2019.07.12