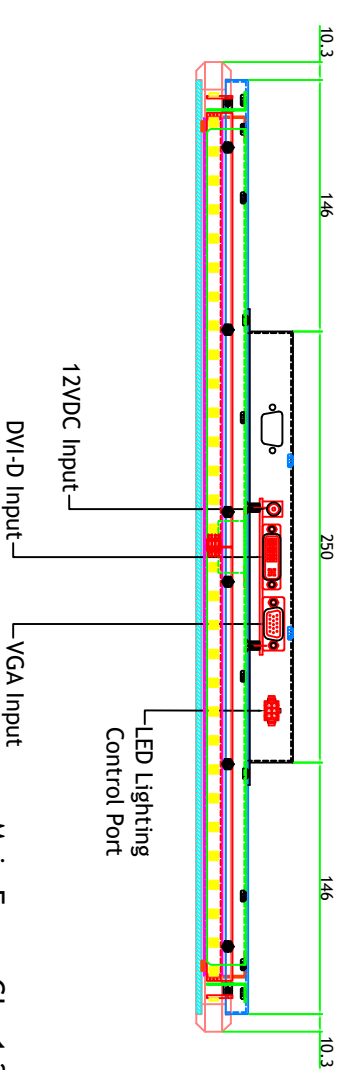
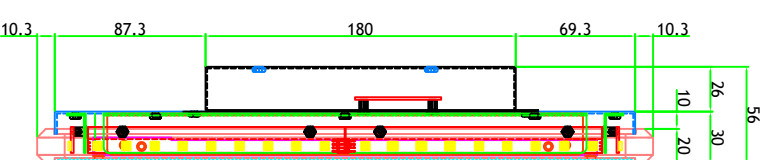
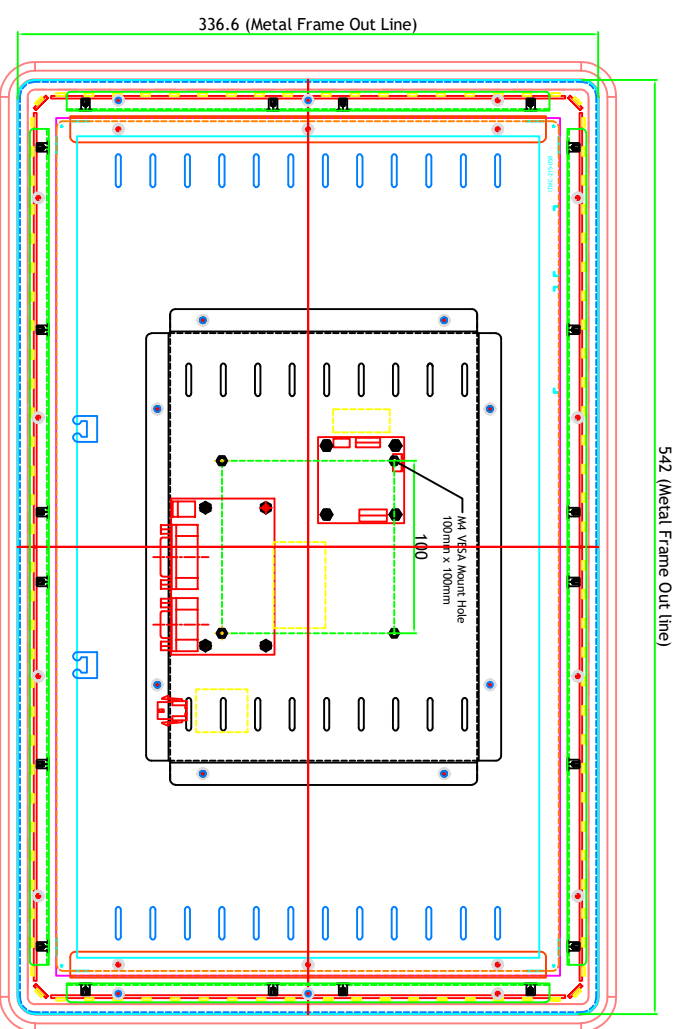
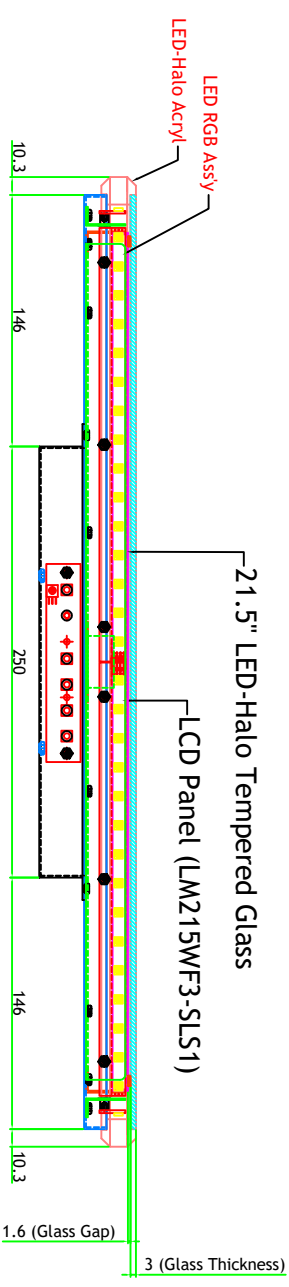
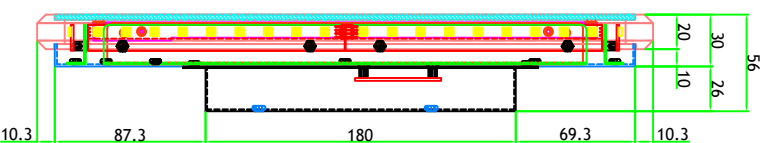
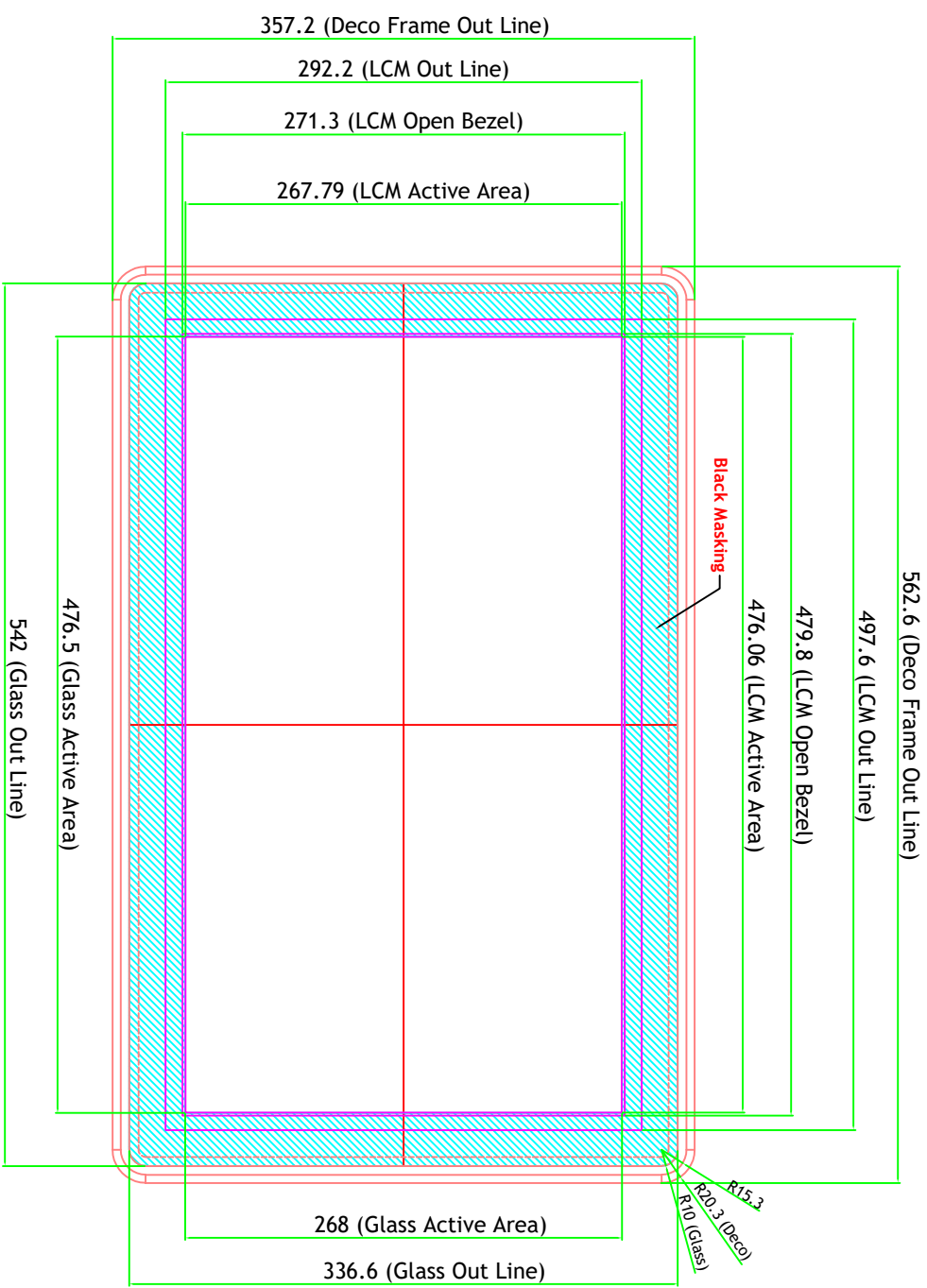


| Rev | AMEND   | DATE       | CHECK   | APPR.    |
|-----|---|------------|---------|----------|
| P1  | Proto   | 2018.02.22 | H.I.Woo | H.Y.Sohn |
| P2  | Changed LED Strip Input Voltage DC 5V ----> DC12V | 2018.02.27 | H.I.Woo | H.Y.Sohn |
| P3  | Changed LED Strip Type Reel Type ----> PCB Type   | 2018.04.11 | H.I.Woo | H.Y.Sohn |
| P4  | Changed I/O Port Name RGB Input ----> VGA Input   | 2019.05.28 | H.I.Woo | H.Y.Sohn |



Main Frame Gl = 1.2T Black Coating  
Rear Cover Gl = 1.0T Black Coating

**LED Lighting Control Port Pin Map (w/o IC)**

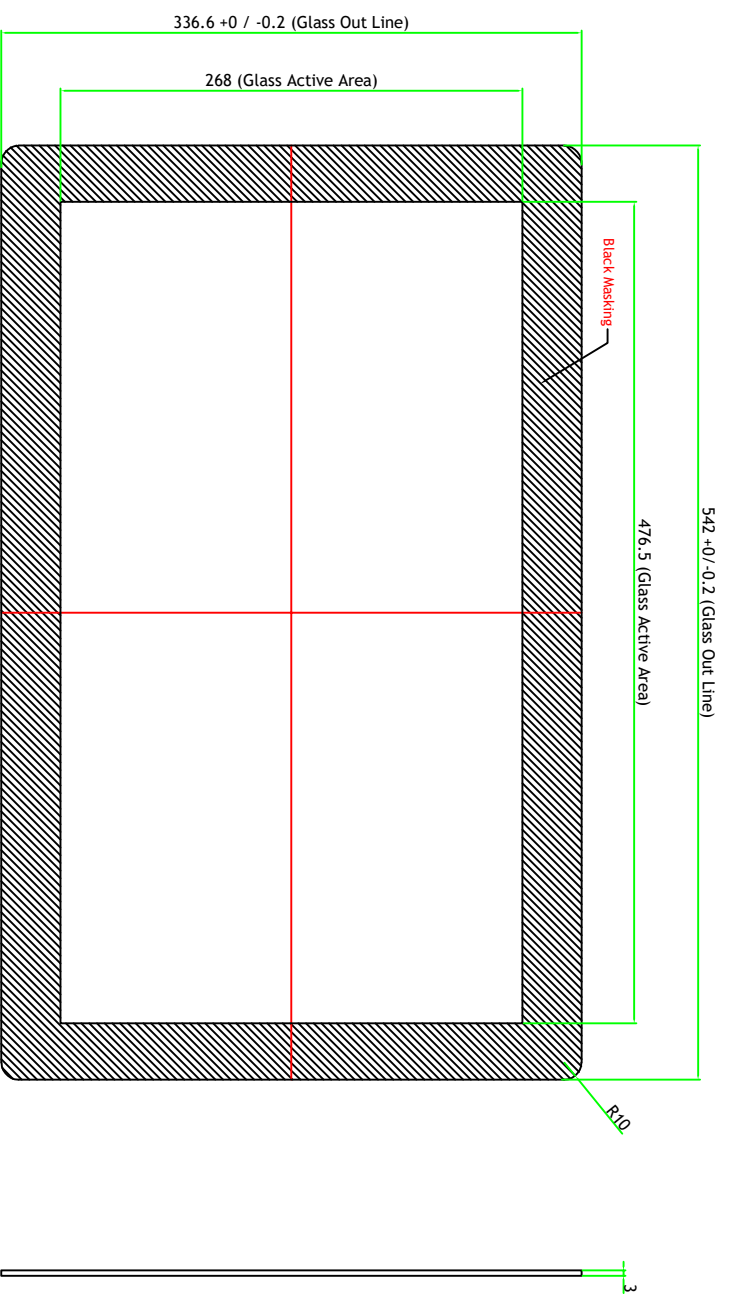
#1 : Red , #2 : Green , #3 : Blue  
#4 : VCC 12V , #5 : GND , #6 NC

Molex 43020-0600

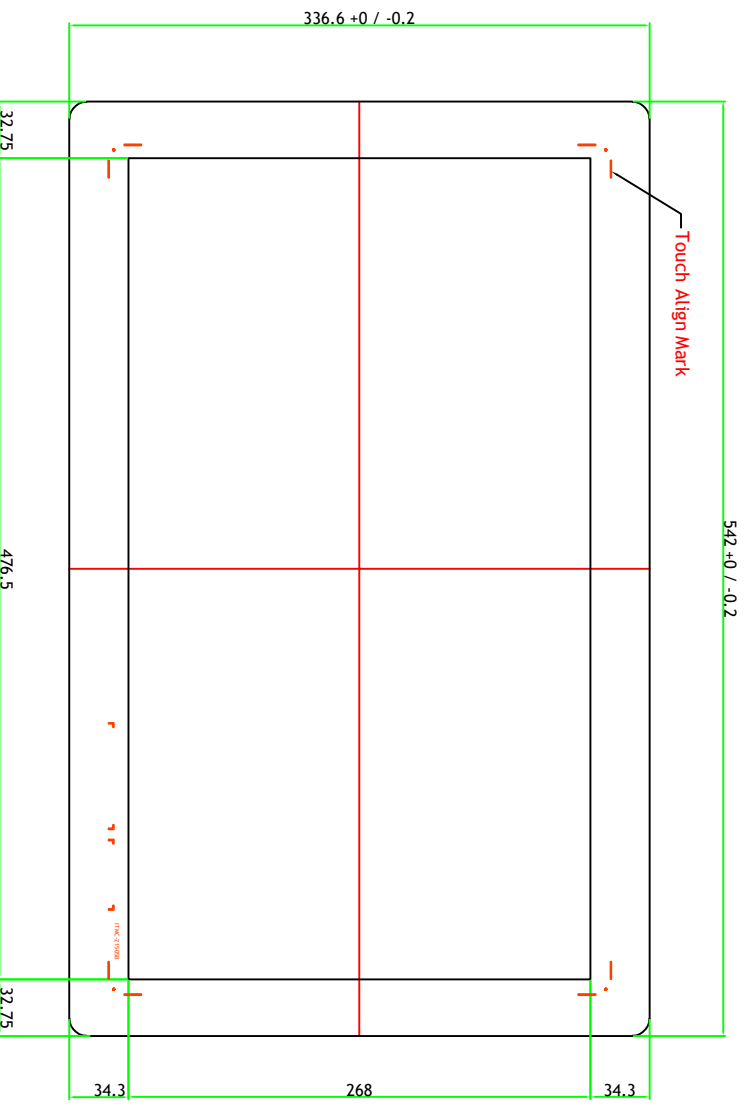
|         |         |          |                    |              |        |            |  |        |    |  |
|---------|---------|----------|--------------------|--------------|--------|------------|--|--------|----|--|
|         |         | MODEL NO | 150DLG2151         |              | VIEW : |            |  | UNIT : | mm |  |
|         |         | NAME     | 21.5" Closed Frame |              | Qty    | 1          |  | REV.   | P4 |  |
| DRAWN   | CHECKED | APPROVED | DWG. NO            | 4M2153056-03 | SCALE  | 1 / 1      |  |        |    |  |
| H.I.Woo |         | H.Y.Sohn | MATERIAL / FINISH  | EGI T=1.2    | DATE   | 2019.05.28 |  |        |    |  |

| Rev | AMEND   | DATE       | CHECK   | APPR.    |
|-----|---|------------|---------|----------|
| P1  | Proto   | 2018.02.22 | H.I.Woo | H.Y.Sohn |
| P2  | Changed LED Strip Input Voltage DC 5V ----> DC12V | 2018.02.27 | H.I.Woo | H.Y.Sohn |
| P3  | Changed LED Strip Type Reel Type ----> PCB Type   | 2018.04.11 | H.I.Woo | H.Y.Sohn |
| P4  | Changed I/O Port Name RGB Input ----> VGA Input   | 2019.05.28 | H.I.Woo | H.Y.Sohn |

## Front View



## Rear View



- Black Masking : 2 time
- Touch Align Mark : 1 time

## PGLSHT2153009 21.5" LED-Halo Model Glass Drawing

|         |         |          |                    |              |           |            |
|---------|---------|----------|--------------------|--------------|-----------|------------|
|         |         | MODEL NO | 150DLG2151         | VIEW :       | UNIT : mm |            |
|         |         | NAME     | 21.5" Closed Frame | Qty          | 1         | REV.       |
| DRAWN   | CHECKED | APPROVED | DWG. NO            | 4M2153056-03 | SCALE     | 1 / 1      |
| H.I.Woo |         | H.Y.Sohn | MATERIAL / FINISH  | EGI T=1.2    | DATE      | 2019.05.28 |