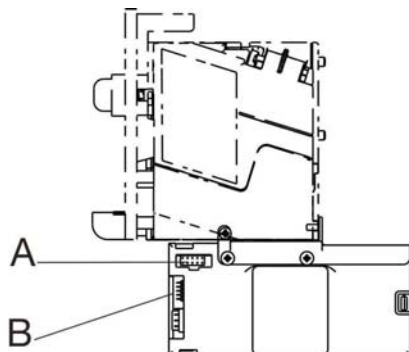


## Directions



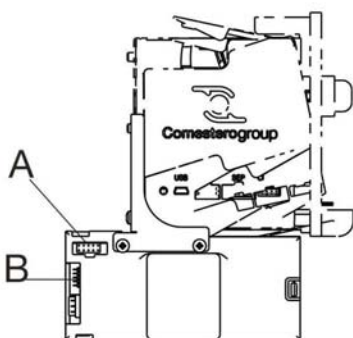
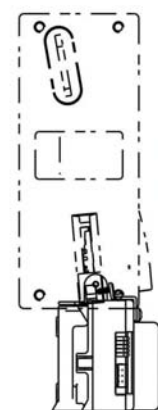
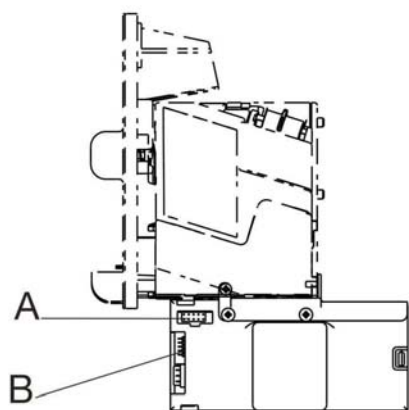
### Code SPS3-RM5HD-F-F1

Coin sorter for Rm5 HD coin validator version F  
F1 front plate (front reject mechanism)



### Code SPS3-RM5HD-F-F6

Coin sorter for Rm5 HD coin validator version F  
F6 front plate (front reject mechanism)



### Code SPS3-RM5HD-B-F1

Coin sorter for Rm5 HD coin validator version B  
F1 front plate (bottom reject mechanism)



## Connection instructions

Connect the coin sorter to the Rm5 HD coin validator using the flat provided. The flat must connect the connector A of the coin sorter to the SEP connector on the coin validator.

There are two possible ways to connect it to a machine:

1. ccTalk Machine: connect the machine only to the Rm5 HD coin validator by means of the ccTalk connector
2. Other machines: connect the machine to the B connector of the coin sorter