


# Excel Hopper

Extremely Durable and the Most Service-Friendly Casino Hopper




Its gearbox system design provides advantages such as maximum torque with minimum power consumption, unique bayonet motor connection for easy motor replacement, and an easily-accessible coin exit. Available with 3 different bowls: standard bowl, wide or narrow bowl and extended bowl.

## Features

- ✓ Payout speed: 450 coins/minute (<31 mm coins), 275 coins/minute (> 31,1 mm)
- ✓ Steel bearings offer stable disc rotation
- ✓ Silent operation
- ✓ Indirect optic switch read out protected by dust and light cover
- ✓ Customised frame and cups specifications

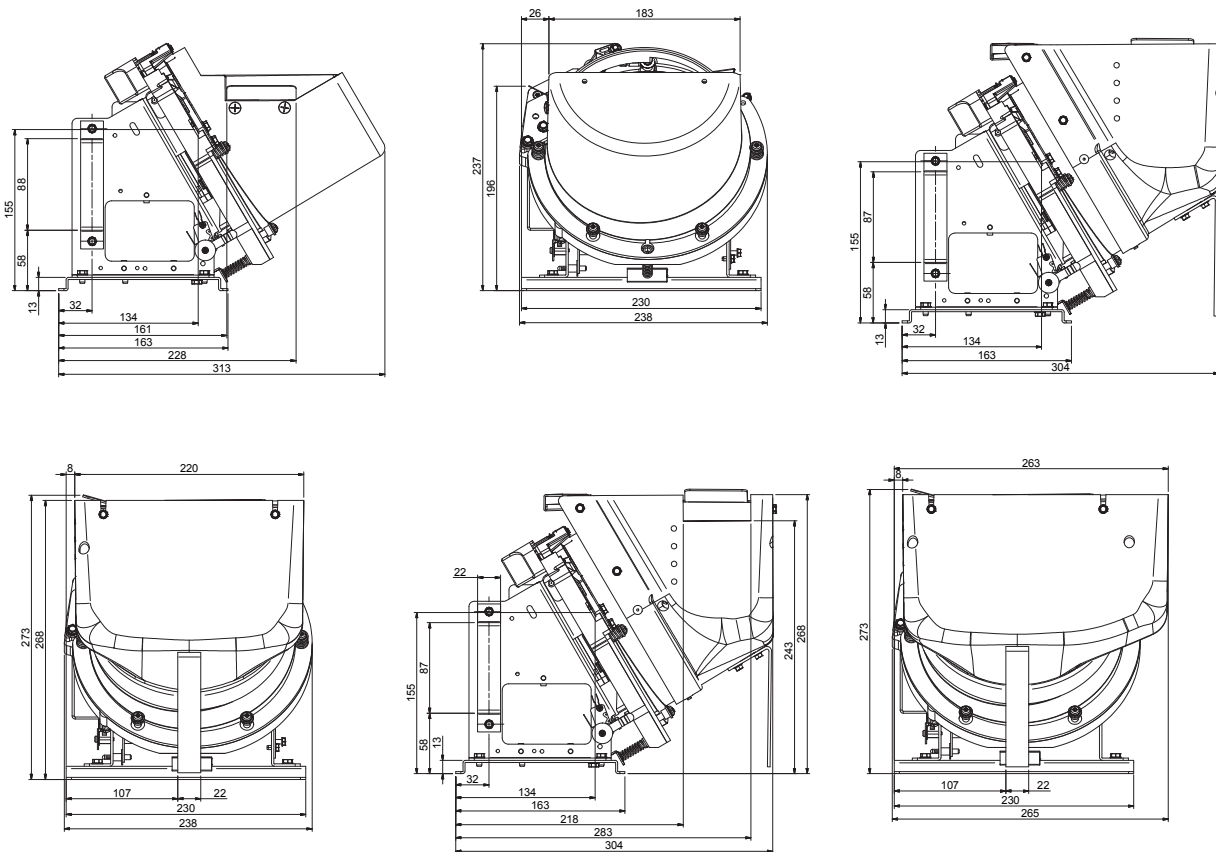


Steel bearings for stable disc rotation



Customisable frame and cups specifications

## Technical Schematics



Note: Unit of measure: mm

## Versions

- Excel Hopper with standard bowl
- Excel Hopper with wide or narrow bowl
- Excel Hopper with extended bowl

## Technical Specifications

	Standard bowl	Wide or narrow bowl	Extended bowl
Dimensions (L x H x W)	238 x 237 x 313 mm	238 x 273 x 304 mm	238 x 275 x 424 mm
Dispensing speed	450 coins/min (<31 mm) or 275 coins/min (>31,1 mm)	450 coins/min (<31 mm) or 275 coins/min (>31,1 mm)	450 coins/min (<31 mm) or 275 coins/min (>31,1 mm)
Power supply	24 Vdc or 12 Vdc	24 Vdc or 12 Vdc	24 Vdc or 12 Vdc
Operating temperature	-10° ÷ 60° C	-10° ÷ 60° C	-10° ÷ 60° C

## Coin capacity

	1 €
Standard bowl	1,000 coins
Wide or Narrow bowl	Wide bowl: 2,700 coins Narrow bowl: 2,500 coins
Extended bowl	1,600 coins